

### Features

- 0.3 INCH DIGIT HEIGHT.
- LOW CURRENT OPERATION.
- EXCELLENT CHARACTER APPEARANCE.
- I.C. COMPATIBLE.
- MECHANICALLY RUGGED.
- STANDARD : GRAY FACE, YELLOW FLUORESCENT SEGMENT.
- PACKAGE : 600PCS / REEL.

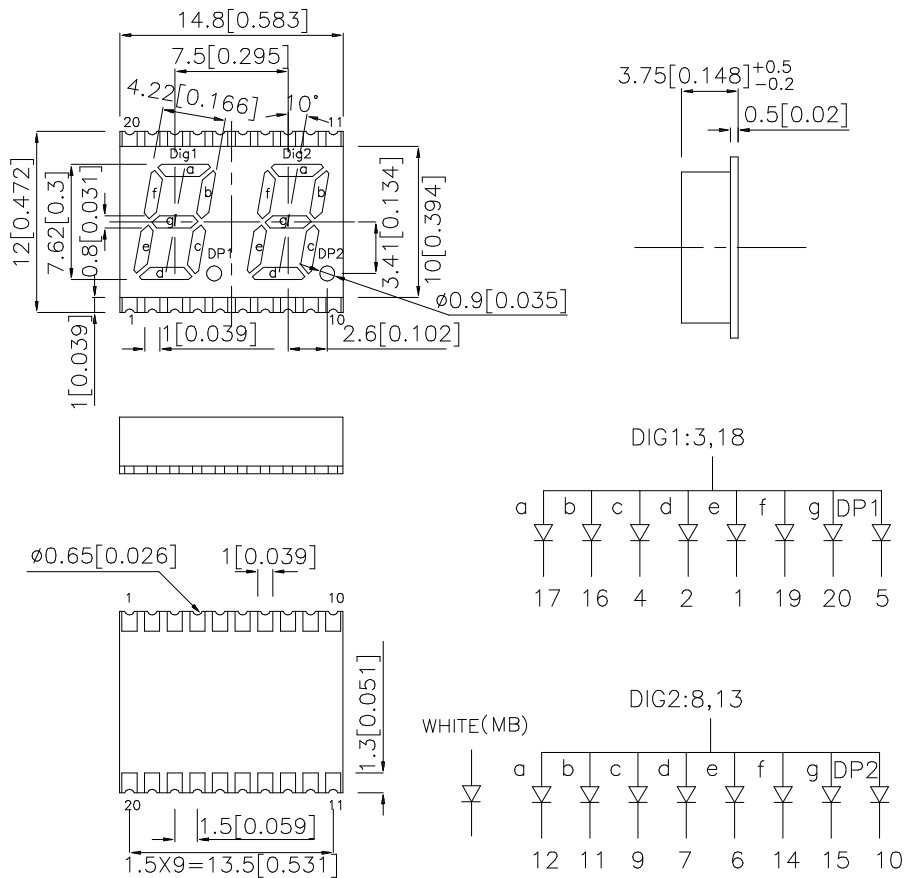
### Description

The source color devices are made with GaN on SiC Light Emitting Diode.

Static electricity and surge damage the LEDs. It is recommended to use a wrist band or anti-electrostatic glove when handling the LEDs.

All devices, equipment and machinery must be electrically grounded.

### Package Dimensions & Internal Circuit Diagram



**Notes:**

1. All dimensions are in millimeters (inches), Tolerance is  $\pm 0.25(0.01)$  unless otherwise noted.
2. Specifications are subject to change without notice.

## Selection Guide

Part No.	Dice	Lens Type	Iv (ucd) @ 20mA		Description
			Min.	Typ.	
APDA03-41MWFA	WHITE(InGaN)	YELLOW FLUORESCENT	2600	13500	Common Anode, Rt. Hand Decimal

## Electrical / Optical Characteristics at T<sub>A</sub>=25°C

Symbol	Parameter	Device	Typ.	Max.	Units	Test Conditions
V <sub>F</sub>	Forward Voltage	White	3.8	4.5	V	I <sub>F</sub> = 20mA
I <sub>R</sub>	Reverse Current	White		10	uA	V <sub>R</sub> = 5V
X	Chromaticity Coordinates	White	0.33			
Y			0.34			
C	Capacitance	White	100		pF	V <sub>F</sub> = 0V, f = 1MHz

## Absolute Maximum Ratings at T<sub>A</sub>=25°C

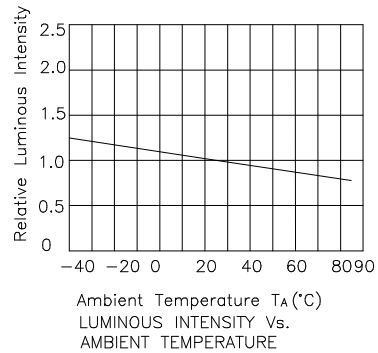
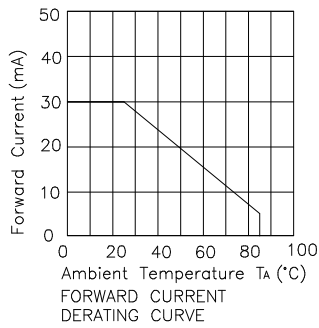
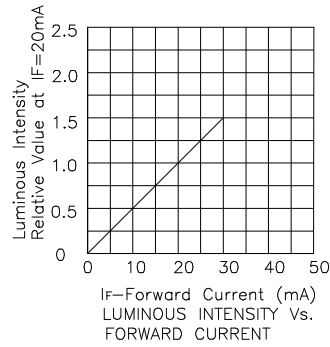
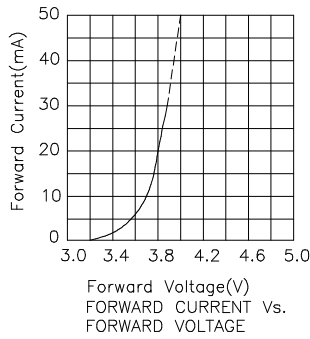
Parameter	White	Units
Power dissipation	105	mW
DC Forward Current	30	mA
Forward Current (Peak) [1]	150	mA
Reverse Voltage	5	V
Operating Temperature	-40°C To +85°C	
Storage Temperature	-40°C To +85°C	

Note:

- 1/10 Duty Cycle, 0.1ms Pulse Width.

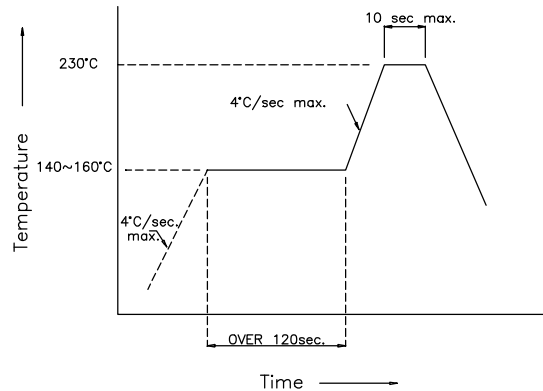
White

APDA03-41MWFA

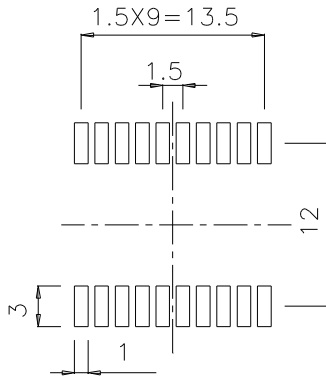


## APDA03-41MWFA SMT Reflow Soldering Instruction

Number of reflow process shall be less than 2 times and cooling process to normal temperature is required between first and second soldering process.



## Recommended Soldering Pattern (Units : mm)



## Tape Specification (Units : mm)

TAPE →

