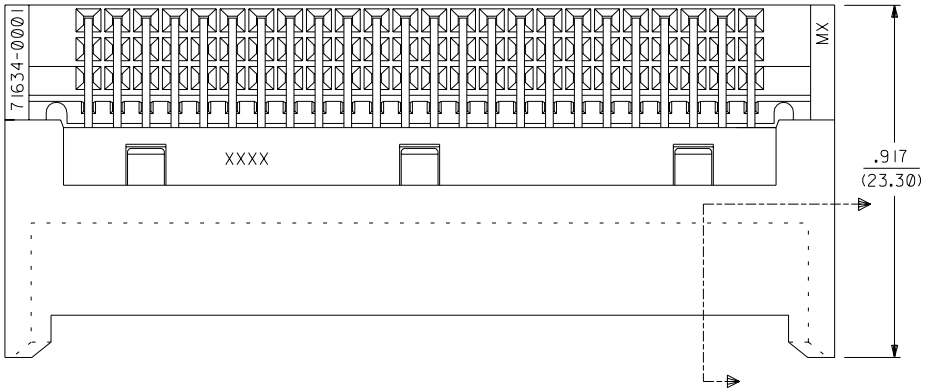

NOTES:

1) MATERIALS:
   HOUSING MATERIAL: LIQUID CRYSTAL POLYMER (LCP) GLASS FILLED.;
   UL RATING: 94V-0; COLOR IS BLACK
   TERMINAL: PHOSPHOR BRONZE; .018/(0.46) THICK
2) FINISH:
   .000030/(.00076) MINIMUM GOLD IN CONTACT AREA,
   .000100/(.00254) MINIMUM TIN ON P.C. TAILS,
   OVER NICKEL UNDERPLATE OVERALL.
3) ALL UNTOLERANCED DIMENSIONS ARE SHOWN FOR REFERENCE ONLY.
4) SEE SHEET 2 FOR THE RECOMMENDED P.C. BOARD LAYOUT.
5) THIS CONNECTOR CONFORMS TO PRODUCT SPECIFICATION PS-71631.

NOTE FOR LEAD FREE CONVERSION:
THE PRIMARY SHIPPING CARTON WILL BE LABELED "COMPLIANT TO RoHS DIRECTIVE 2002/95/EC AND ELV ANNEX II OF DIRECTIVE 2000/53/EC". CARTONS WITHOUT THIS LABEL MAY CONTAIN PRODUCT WITH LEAD.

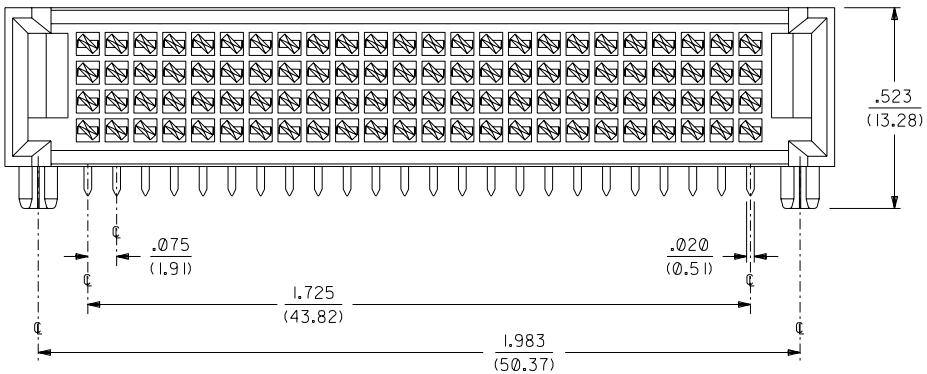

71633-2000

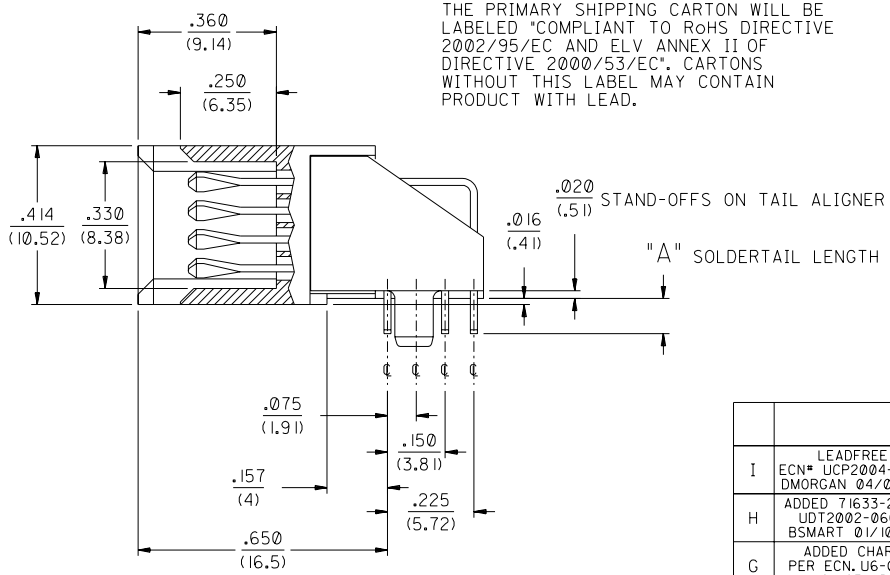

CROSS-SECTION ROTATED 90°

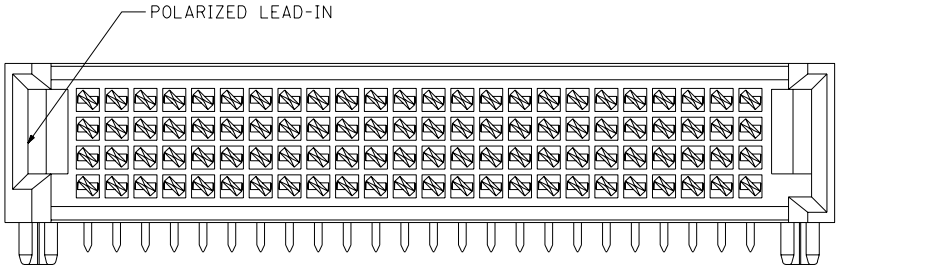

71633-2001

PART NUMBER	ENGINEERING NO.	HOUSING P/N	DIM "A"
051-26-0050	71633-2000	71633-0001	.092 (2.34)
71633-2002	71633-2002	71633-0011	.135 (3.43)
NOT TOOLED	71633-2001	71633-0011	.092 (2.34)

MFG.	SH.	REV.	LTR.	REVISIONS
			I	LEADFREE ECN# UCP2004-1663 DMORGAN 04/04/12
			H	ADDED 71633-2002 UDT2002-0606 BSMART 01/10/17
			G	ADDED CHART PER ECN. U6-0110 11/01/95 DRS
			F1	REV. PICTORIALLY PER ECN. #U3-0815 06/03/93 DRS
			F	REDRAWN & REVISED PER ECN. #U3-0564 05/11/93 GLT
			E	REVISED PER ECN. #U2-0557 04/09/92 RAN
			D	REVISED PER ECN. #U2-0108 01/27/92 RAN
			C	REVISED PER ECN. #U2-0059 01/13/92 RAN
			B	ADDED EDP NUMBER PER ECN. #U1-2183 11/12/91 RAN
2	G		A	INITIAL RELEASE PER ECN. #U1-2069 10/22/91 RAN
1	I			

71633

DIMENSIONS SHOWN (METRIC) INCH

UNLESS OTHERWISE SPECIFIED TOLERANCES: ANGULAR ± 1/2°

	INCH	METRIC
3 PLACE	± .010	—
2 PLACE	± —	± .25
1 PLACE	—	± —

DRAFT WHERE APPLICABLE MUST REMAIN WITHIN DIMENSIONS

REVISE ONLY ON CAD SYSTEM

TITLE: ASSEMBLY, .075 PITCH, 96 CKT., RIGHT ANGLE BD-TO-BD LFH PLUG (SALES DRAWING)

molex MOLEX INCORPORATED LISLE, ILL. 60532 U.S.A.

SHEET NO. 1 OF 2 | DATE 09/22/91

PART NO. SEE CHART | DRWG. NO. SDA-71633-200*

DRWG. BY	CHK'D. BY	APP'D. BY	SCALE	FILE NAME	DIV.	SIZE
RAN	CAB	CAB	4 : 1	71633 DGN	CPP	C

THIS DRAWING CONTAINS INFORMATION THAT IS PROPRIETARY TO MOLEX INC. AND SHOULD NOT BE USED WITHOUT WRITTEN PERMISSION.



RECOMMENDED PCB LAYOUT

PCB THICKNESS: .062±.007/(1.57±0.18)

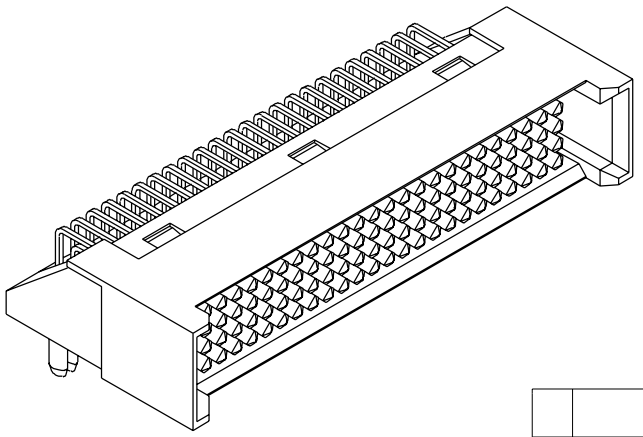

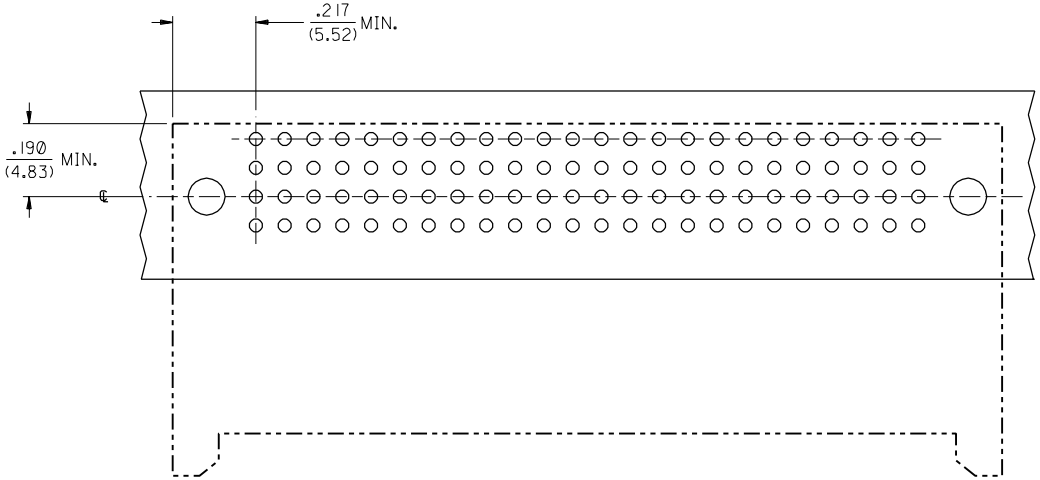

HOUSING AREA ON PCB

G	SEE SHEET 1
F1	SEE SHEET 1
F	SEE SHEET 1
E	SEE SHEET 1
D	SEE SHEET 1
C	SEE SHEET 1
B	SEE SHEET 1
A	SEE SHEET 1
MFG. SH. REV. LTR.	REVISIONS

71633

DIMENSIONS SHOWN (METRIC) INCH

UNLESS OTHERWISE SPECIFIED TOLERANCES: ANGULAR ± 1/2°

	INCH	METRIC
3 PLACE	± —	—
2 PLACE	± —	± —
1 PLACE	—	± —

DRAFT WHERE APPLICABLE MUST REMAIN WITHIN DIMENSIONS

▽ = 0 ▼ = 0 REVISE ONLY ON CAD SYSTEM

TITLE ASSEMBLY, .075 PITCH, 96 CKT., RIGHT ANGLE BD-TO-BD LFH PLUG (SALES DRAWING)

molex MOLEX INCORPORATED LISLE, ILL. 60532 U.S.A.

SHEET NO. 2 DATE 04/20/93

PART NO. SEE SHEET 1 DRWG. NO. SDA-71633-200•

DRWG. BY GLT CHK'D. BY CAB APP'D. BY CAB SCALE :

FILE NAME 71633X2 DGN

THIS DRAWING CONTAINS INFORMATION THAT IS PROPRIETARY TO MOLEX INC. AND SHOULD NOT BE USED WITHOUT WRITTEN PERMISSION.

DIV. CPP SIZE C