



60×60×25 mm

San Cooler 60 9A type

General Specifications

- Material Frame: Plastic (Flammability: UL 94V-0), Impeller: Plastic (Flammability: UL 94V-0)
- Expected life See the table below. (L10 life: 90% survival rate for continuous operation in free air at 60°C, rated voltage)
- Motor protection function Locked rotor burnout protection, Reverse polarity protection
For details, please refer to p. 529.
- Dielectric strength 50/60 Hz, 500 VAC, for 1 minute (between lead wire conductors and frame)
- Insulation resistance 10 MΩ or more with a 500 VDC megger (between lead wire conductors and frame)
- Sound pressure level (SPL) At 1 m away from the air inlet
- Storage temperature -30 to +70°C (Non-condensing)
- Lead wire ⊕Red ⊖Black or Blue (Sensor) Yellow
- Mass 80 g

Specifications

The models listed below **have ribs and pulse sensors**. For models without ribs, append "1" to the end of model numbers.

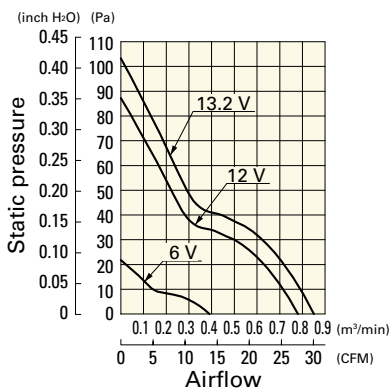
Model no.	Rated voltage [V]	Operating voltage range [V]	Rated current [A]	Rated input [W]	Rated speed [min ⁻¹]	Max. airflow [m ³ /min] [CFM]	Max. static pressure [Pa] [inchH ₂ O]	SPL [dB (A)]	Operating temperature [°C]	Expected life [h]
9A0612G401	12	6 to 13.2	0.24	2.88	5600	0.78 27.6	87.3 0.351	39	-20 to +60	30000/60°C
9A0612S401			0.17	2.04	4600	0.65 23.0	56.8 0.228	33		
9A0612H401		6 to 13.8	0.11	1.32	3800	0.53 18.7	40.2 0.161	28		
9A0612F401			0.09	1.08	3200	0.44 15.5	29.4 0.118	24		
9A0612M401		7 to 13.8	0.06	0.72	2600	0.36 12.7	19.6 0.079	20		
9A0624G401	24	12 to 27.6	0.13	3.12	5600	0.78 27.6	87.3 0.351	39	-20 to +60	30000/60°C
9A0624S401			0.08	1.92	4600	0.65 23.0	56.8 0.228	33		
9A0624H401		12 to 27.6	0.06	1.44	3800	0.53 18.7	40.2 0.161	28		
9A0624F401			0.05	1.2	3200	0.44 15.5	29.4 0.118	24		
9A0624M401		14 to 27.6	0.04	0.96	2600	0.36 12.7	19.6 0.079	20		

Other sensor specifications are available as options. Refer to the index (p. 546).

Airflow - Static Pressure Characteristics

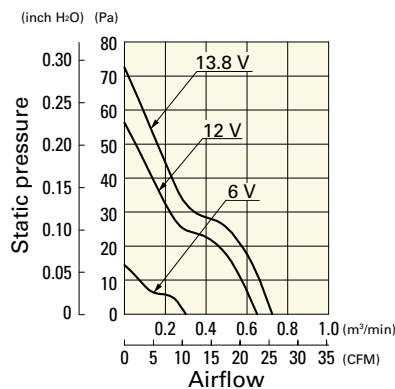
9A0612G401 With pulse sensor

Operating voltage range



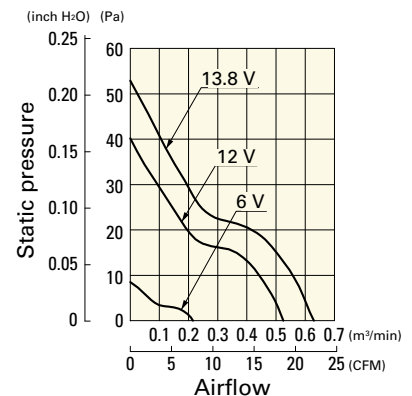
9A0612S401 With pulse sensor

Operating voltage range



9A0612H401 With pulse sensor

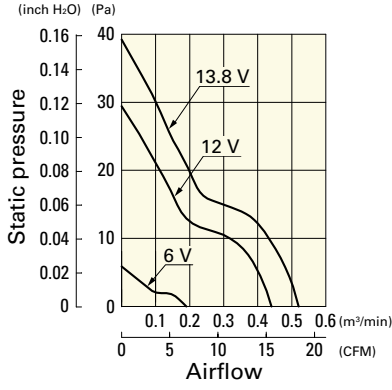
Operating voltage range



Airflow - Static Pressure Characteristics

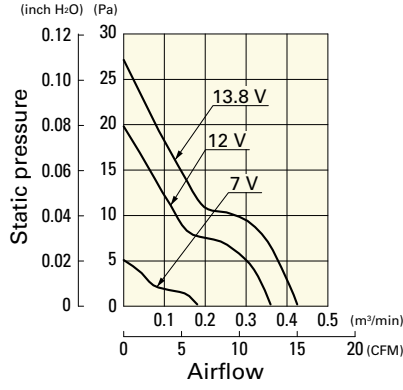
9A0612F401 With pulse sensor

Operating voltage range



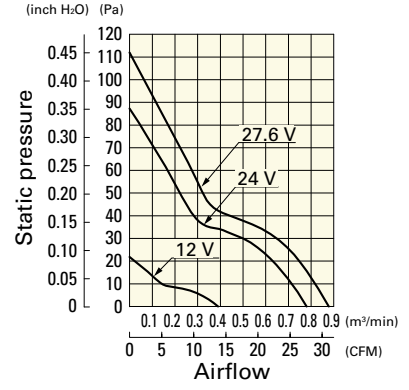
9A0612M401 With pulse sensor

Operating voltage range



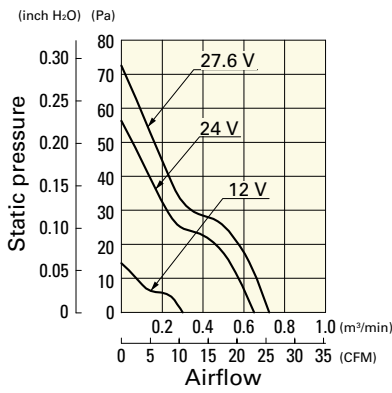
9A0624G401 With pulse sensor

Operating voltage range



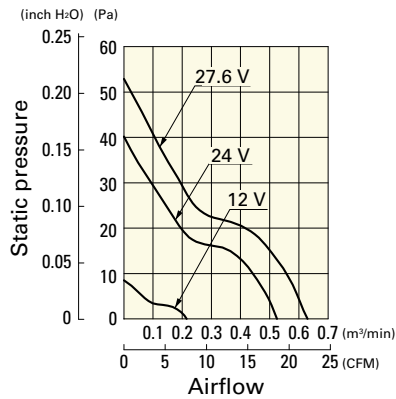
9A0624S401 With pulse sensor

Operating voltage range



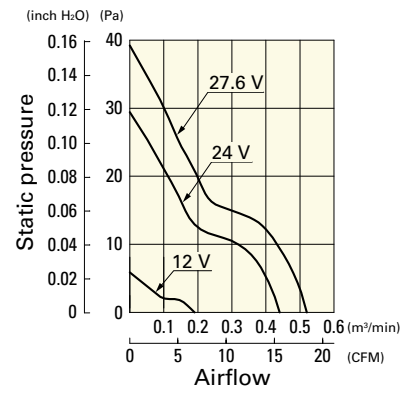
9A0624H401 With pulse sensor

Operating voltage range



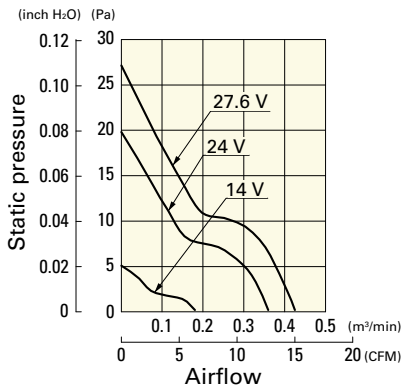
9A0624F401 With pulse sensor

Operating voltage range

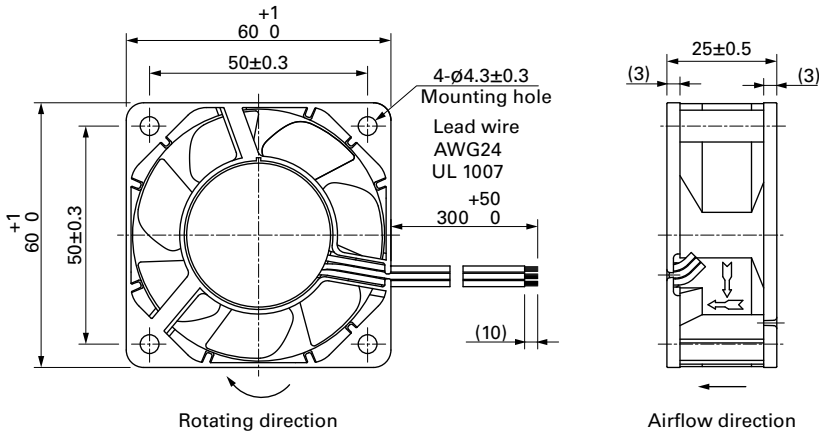


9A0624M401 With pulse sensor

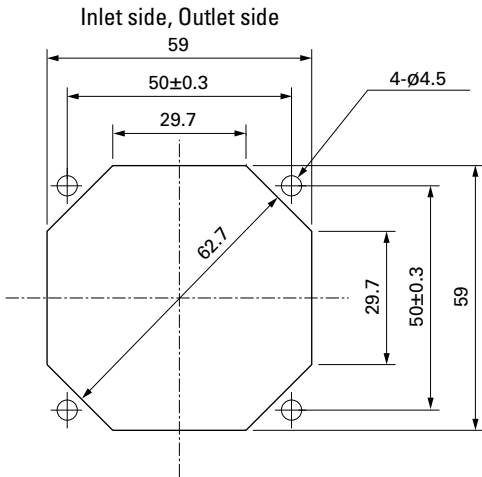
Operating voltage range



Dimensions (unit: mm) (With ribs)



Reference Dimensions of Mounting Holes and Vent Opening (unit: mm)



Options

Finger guards

page: p. 513

Model no.: 109-139E, 109-139H

Resin finger guards

page: p. 520

Model no.: 109-1003G

Resin filter kits

page: p. 521

Model no.: 109-1003F13 (13PPI), 109-1003F20 (20PPI),
109-1003F30 (30PPI), 109-1003F40 (40PPI)