

PANEL SEALED PUSHBUTTON SWITCH

The Series 76-97 is robust. The switch body and button are made from hard-wearing plastic and produced in front mounting style. The 76-97 series is available as momentary or maintained action. In addition the buttons have a brightly colored switch indicator which gives an “at a glance” recognition of the mode currently in use. Buttons and status rings can be supplied in a variety of colors. The 76-97 utilizes ITW Switches’ proven Series 16 snap action switch.

Series 76-97



ACTUAL SIZE

APPLICATIONS:

- Military environments
- Industrial machinery
- Mining equipment
- Petrochemical
- Process control
- Material handling

KEY FEATURES:

- Wide temperature range: from -40°C to + 105°C
- Panel sealed to IP67
- Maintained and momentary action
- Solder terminals
- Status Indication

ORDERING INFORMATION:

Switch

Part Number*	Switch Action	Number of Poles
76-9711/4044X	Momentary	1
76-9711/804X	Momentary	2
76-9712/4044X	Maintained	1
76-9712/804X	Maintained	2

* X = Button/Identity Ring Color

Button

Button/Identity Ring Color	Add to Part Number
Black/Red	B
Red/Yellow	R
Green/Yellow	G
White/Yellow	W
Yellow/Red	Y
Blue/Red	N
Light Grey/Red	GY

NON-STANDARD OPTIONS:

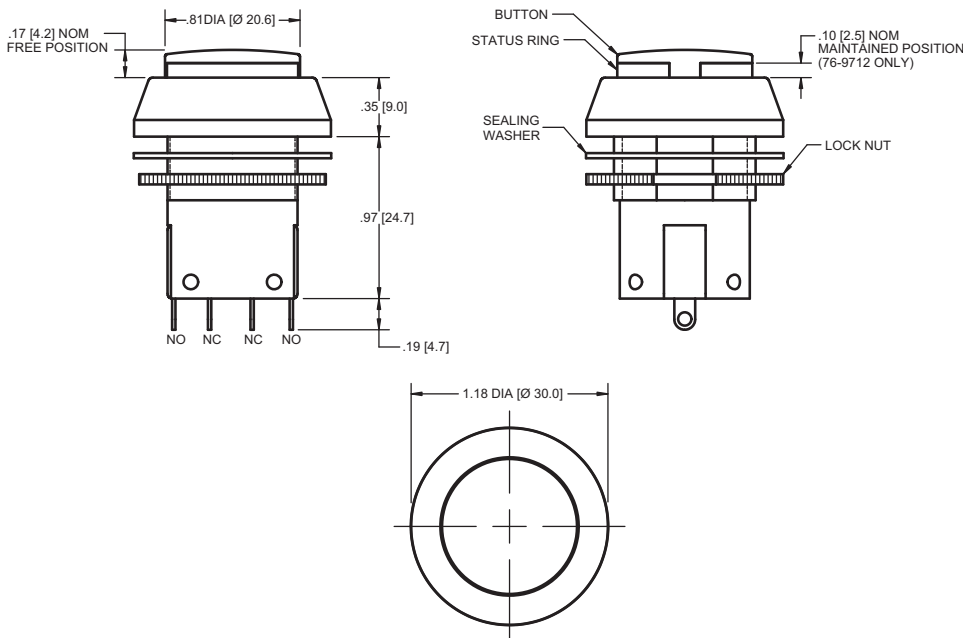
- PCB terminals
- Gold contacts
- 2 poles available
- Color variants
- Surface or sublimation legend printing

*For non-standard options, please consult factory.

STANDARDS / AGENCY / RATINGS:



PRODUCT DRAWINGS



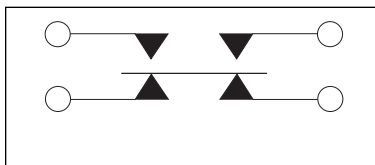
PANEL MOUNTING AND CONSTRUCTION:

The 76-97 mounts easily into panels not exceeding .235" (6mm) thickness. Front panel sealing to IP67 is achieved by use of the sealing washer which is fitted to the switch before it is inserted into the panel hole cut out. It is held into the panel by means of a lock nut, tightened down to a torque of between 13 lb/in (1.5 Nm) to 25 lb/in (2.85 Nm) to achieve the correct sealing pressure. It is mounted into a standard .885" (22.5 mm) diameter and a double "D" flat is provided to prevent rotation if required (.800 between flats). Thread size —M2 x 1.5 ISO metric thread to British Standard 3643.

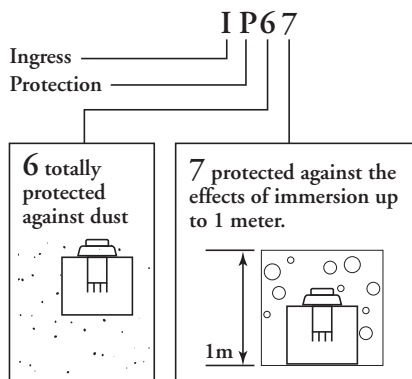
MULTI-POLE INFORMATION:

The Series 76-97 has a non-standard option of 2 poles. The 2 pole switch is provided separate to the switch body and must be fitted, via a spring clip, after the switch body has been mounted in the panel.

SWITCH CIRCUITRY:



INGRESS PROTECTION:



MECHANICAL / ELECTRICAL CHARACTERISTICS:

Travel:

.14" (3.5 mm)

Mechanical Life:

2,000,000 (Momentary)
100,000 (Maintained)

Operating force:

45 oz (12N) nominal

Contact bounce:

5 milliseconds

Panel thickness (max):

.235" (6 mm)

Dielectric strength:

1000 VAC

Insulation resistance:

1 GΩ

Contact resistance (initial):

25 mΩ (Max)

Current rating (max):

10A resistive 250 VAC

Electrical Life:

100,000 cycles @ 20°C

Ingress protection:

IP67

Shock:

50g

Operating temperature range:

-40°C to + 105°C

Body / Actuator material:

PBT

Contact material:

Fine silver

Terminal material:

200 microseconds
(5 microns) bright acid tin
plate, nickel flash undercoat.