

Membrane Switch Printmount Short Stroke 18mm



See below:

[Approvals and Compliances](#)

**Description**

- Momentary action switch available in version square or round in different colours
- High-quality gold and silver contacts
- Ideal switch for applications with multiple key points
- Solder terminals

**Unique Selling Proposition**

- Unique mechanical switches with tactile feedback
- Extremely low design
- Various lettering options
- Long life time

**Weblinks**

[html-datasheet](#), [General Product Information](#), [CAD-Drawings](#), [Product News](#), [Detailed request for product](#)

**Technical Data**

**Electrical Data**

**Contact Material Silver**

Switching Voltage	min. 5 VDC , max. 48 VDC
Switching Current	max. 125 mA
Rated Switching Capacity	0.72 W
Lifetime	> 1 million at Rated Switching Capacity
Contact Resistance	< 50 mΩ < 150 mΩ after lifetime
Insulation Resistance	> 100 MΩ
Duration of Bounce	typ. 0.1 ms

**Contact Material Gold**

Switching Voltage	min. 50 mVDC, max. 24 VDC
Switching Current	max. 80 mA
Rated Switching Capacity	0.36 W
Lifetime	> 1 million at Rated Switching Capacity
Contact Resistance	< 50 mΩ < 150 mΩ after lifetime
Insulation Resistance	> 100 MΩ
Duration of Bounce	typ. 0.1 ms

**Mechanical Data**

Actuating Force	3 ± 1 N
Actuating Travel	0.5 ± 0.1 mm
End Stop Strength	> 50 N
Lifetime	> 1 million actuations

**Climatical Data**

Operating Temperature	-25 °C to 60 °C
Storage Temperature	-25 °C to 60 °C
IP-Protection	IP 65

**Other Data**

Contact Material	Ag / Au
------------------	---------

**Soldering Data**

Solderability	235 °C / 2 sec (IEC 60068-2-20 Test Ta Method 1)
Resistance to Soldering Heat	260 °C / 5 sec (IEC 60068-2-20 Test Tb Method 1A)

**Material**

Housings	Thermoplastic (PES)
Socket	Thermoplastic (PES)
Bezel	Thermoplastic (PBT)
Contact	CuZn37 3 µm Ni 2 µm Au CuZn37 2.5 µm Ag

**Approvals and Compliances**

Detailed information on product approvals, code requirements, usage instructions and detailed test conditions can be looked up in [Details about Approvals](#)




**Application standards**

Application standards where the product can be used

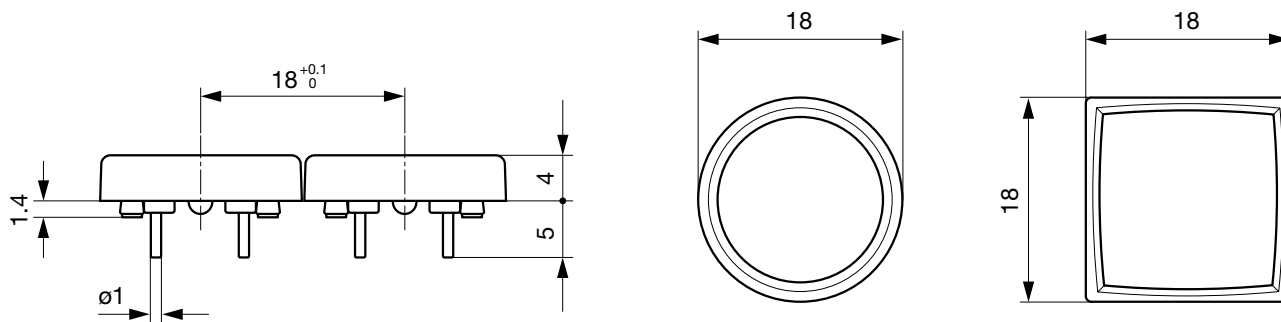
Organization	Design	Standard	Description
	Designed for applications acc.	IEC/UL 60950	IEC 60950-1 includes the basic requirements for the safety of information technology equipment.

## Compliances

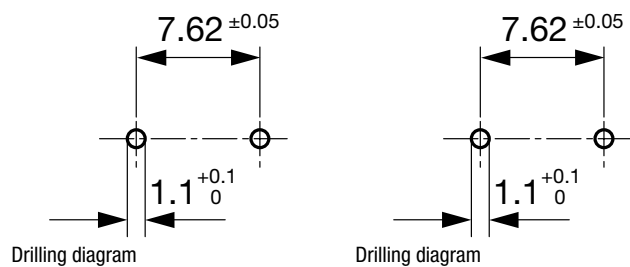
The product complies with following Guide Lines

Identification	Details	Initiator	Description
	RoHS	SCHURTER AG	EU Directive RoHS 2011/65/EU
	China RoHS	SCHURTER AG	The law SJ / T 11363-2006 (China RoHS) has been in force since 1 March 2007. It is similar to the EU directive RoHS.
	REACH	SCHURTER AG	On 1 June 2007, Regulation (EC) No 1907/2006 on the Registration, Evaluation, Authorization and Restriction of Chemicals 1 (abbreviated as "REACH") entered into force.

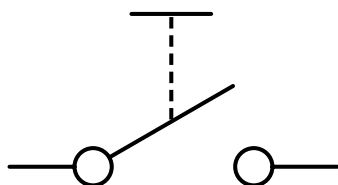
## Dimension [mm]



## Dimension



## Diagrams

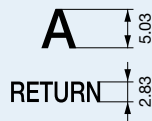


### Order Index Lettering

Laser Marking			
001 = <b>A</b>	021 = <b>U</b>	041 = ÷	061 = <b>EIN</b>
002 = <b>B</b>	022 = <b>V</b>	042 = *	062 = <b>AUS</b>
003 = <b>C</b>	023 = <b>W</b>	043 = =	063 = <b>AUF</b>
004 = <b>D</b>	024 = <b>X</b>	044 = #	064 = <b>AB</b>
005 = <b>E</b>	025 = <b>Y</b>	045 = ↔	065 = <b>ON</b>
006 = <b>F</b>	026 = <b>Z</b>	046 = †	066 = <b>OFF</b>
007 = <b>G</b>	027 = <b>0</b>	047 = →	067 = <b>UP</b>
008 = <b>H</b>	028 = <b>1</b>	048 = ←	068 = <b>DOWN</b>
009 = <b>I</b>	029 = <b>2</b>	049 = ↓	069 = <b>HIGH</b>
010 = <b>J</b>	030 = <b>3</b>	050 = ↑	070 = <b>LOW</b>
011 = <b>K</b>	031 = <b>4</b>	051 = %	071 = <b>ON/OFF</b>
012 = <b>L</b>	032 = <b>5</b>	052 = √	072 = <b>START</b>
013 = <b>M</b>	033 = <b>6</b>	053 = <b>CTRL</b>	073 = <b>RESET</b>
014 = <b>N</b>	034 = <b>7</b>	054 = <b>RETURN</b>	074 = 🔌
015 = <b>O</b>	035 = <b>8</b>	055 = <b>SHIFT</b>	075 = ☀
016 = <b>P</b>	036 = <b>9</b>	056 = <b>LOCK</b>	076 = 🔔
017 = <b>Q</b>	037 = <b>+</b>	057 = <b>STOP</b>	077 = Ⓛ
018 = <b>R</b>	038 = <b>-</b>	058 = <b>ENTER</b>	
019 = <b>S</b>	039 = <b>.</b>	059 = <b>BACK</b>	
020 = <b>T</b>	040 = <b>x</b>	060 = <b>LINE</b>	

### Letter heights and Fonts

- Single characters, Univers 65
- Legends max. 6 characters in line, Univers 65
- Insert label and front foil anthracite, RAO 7016
- Characters and symbols light grey, RAL 7035



### All Variants

Kontakte	Form	Color Bezel	Color Touchpad	Lettering	Bestellnummer
Ag	round	black	yellow	without Lettering	1241.1110.7091
Ag	round	black	red	without Lettering	1241.1110.7093
Ag	round	black	black	without Lettering	1241.1110.7097
Au	round	black	red	without Lettering	1241.1111.7093

For Lettering versions see tables "Lettering" and "Order Index Lettering" to determine the symbol

Most Popular.

Availability for all products can be searched real-time: <https://www.schurter.com/en/Stock-Check/Stock-Check-SCHURTER>

**Packaging unit** 100 pcs