

BSW-110-24-T-S

BSW-124-04-T-S-S

BSW-115-04-G-D

(2.54 mm) .100"

BSW SERIES

BOTTOM MOUNT SOCKET STRIPS

Mates with:

TSW, MTSW, HTSW,
MTLW, TSM, EW, ZW,
HW, DW, PHT

FEATURES

- Bottom mount socket strips accept .025" SQ terminals.
- Ideal for soldering and plugging from the same side of the board.
- For low-profile connections and high temperature soldering.

SPECIFICATIONS

For complete specifications and recommended PCB layouts see www.samtec.com?BSW

Insulator Material:

Black Thermoplastic
Insulation Resistance:
5000 MΩ min

Contact Material:

Phosphor Bronze

Plating:

Au or Sn over

50 μ" (1.27 μm) Ni

Operating Temp Range:

-55 °C to +125 °C with Gold

-55 °C to +105 °C with Tin

Withstanding Voltage:

1000 VRMS @ 60 Hz

Insertion Depth:

(3.68 mm) .145" to

(6.35 mm) .250"

RoHS Compliant:

Yes

Lead-Free Solderable:

Wave only

RECOGNITIONS

For complete scope of recognitions see www.samtec.com/quality



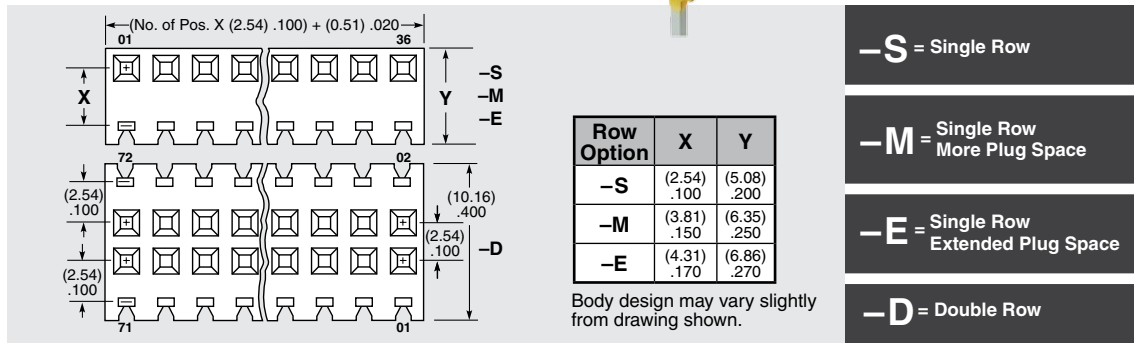
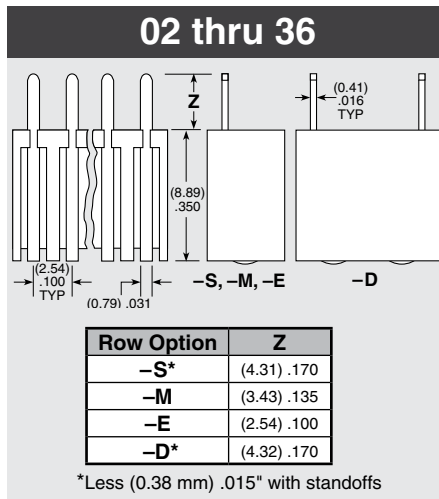
FILE NO. E111594

ALSO AVAILABLE (MOQ Required)

- Other platings
- Contact Samtec.

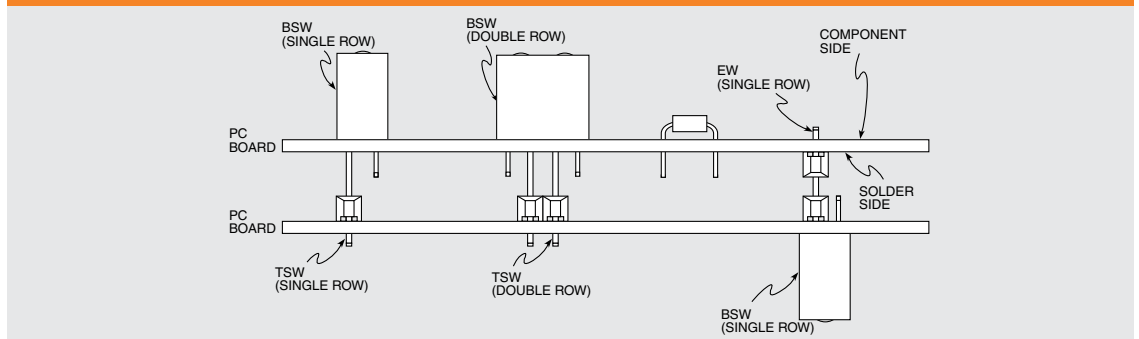
Note:
Some lengths, styles and options are non-standard, non-returnable.

BSW	1	NO. PINS PER ROW	LEAD STYLE	PLATING OPTION	ROW OPTION	OTHER OPTION
			-04 = Standard Lead	-L = 10 μ" (0.25 μm) Gold contact, Matte Tin on tail		-S = Standoffs for single and double rows only.
			-24 = Low Insertion Force	-G = 20 μ" (0.51 μm) Gold contact, Gold Flash on tail		
				-T = Matte Tin (N/A with Low Insertion Force)		(-S & -D only)



- S** = Single Row
- M** = Single Row More Plug Space
- E** = Single Row Extended Plug Space
- D** = Double Row

APPLICATIONS



Due to technical progress, all designs, specifications and components are subject to change without notice.

WWW.SAMTEC.COM

All parts within this catalog are built to Samtec's specifications. Customer specific requirements must be approved by Samtec and identified in a Samtec customer-specific drawing to apply.