



VHDCR, VHDCP SERIES

(0,80 mm) .0315"

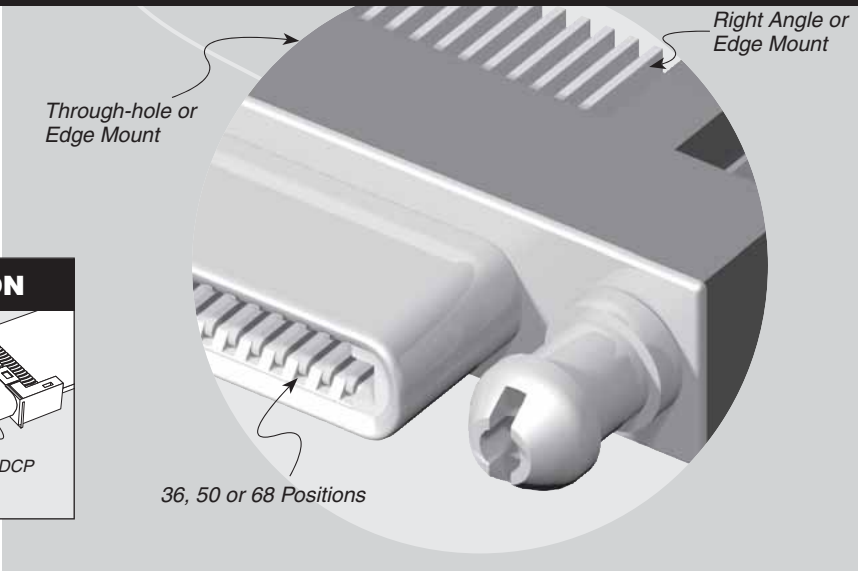
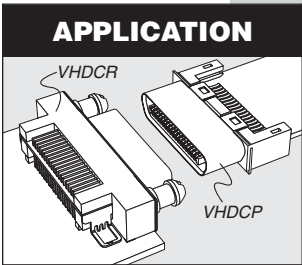
VHDCI CONNECTORS

SPECIFICATIONS

For complete specifications and recommended PCB layouts see www.samtec.com?VHDCR or www.samtec.com?VHDCP

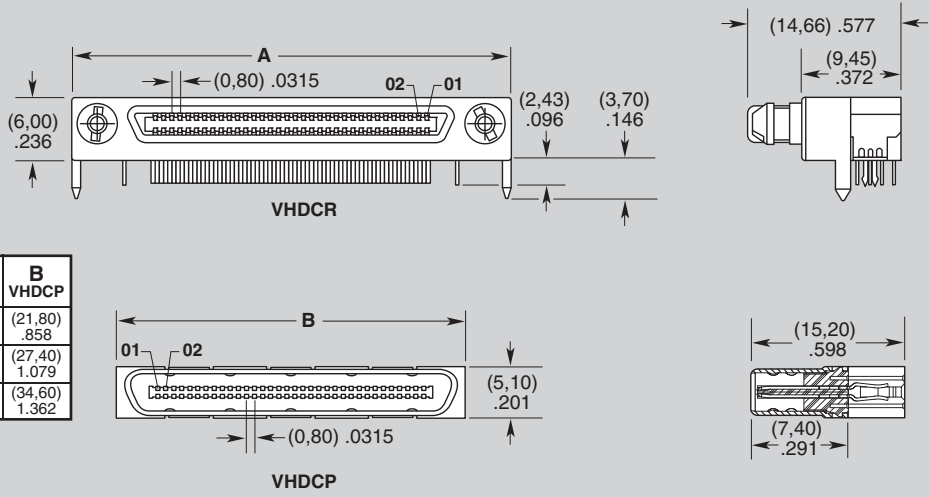
RoHS Compliant:
Yes
Lead-Free Solderable:
No

VHDCR Mates with:
VHDCP and Industry Standard VHDCI Cable Assemblies
VHDCP Mates with:
VHDCR



TYPE	NO. OF POSITIONS	01	PLATING	MOUNTING OPTION
VHDCR = Right Angle VHDCP = Edge Mount	-36, -50, -68		-M = 15µ" (0,38µm) Gold	-RA = Right Angle (Required for VHDCR) -EM = Edge Mount (Required for VHDCP)

NO. OF POSITIONS	A VHDCR	B VHDCP
36	(29,90) 1.177	(21,80) .858
50	(35,50) 1.400	(27,40) 1.079
68	(42,70) 1.681	(34,60) 1.362



Note:
This Series is non-standard, non-returnable.

Due to technical progress, all designs, specifications and components are subject to change without notice.

WWW.SAMTEC.COM