



■ Features :

- True sine wave output (THD<3%)
- High surge power up to 800W
- High efficiency up to 88.5%
- Thermostatically controlled cooling fan
- Built-in remote ON-OFF control
- Front panel indicator for operation status
- Power ON-OFF switch
- Protections: Bat. low alarm / Bat. low shutdown / Over voltage / Over temp. / Output short / Input reverse polarity / Overload
- Application : Home appliance, power tools, office and portable equipment, vehicle and yacht ...etc.
- 3 years warranty



SPECIFICATION

MODEL	TS-400-112	TS-400-124	TS-400-148	TS-400-212	TS-400-224	TS-400-248		
OUTPUT	RATED POWER		400W					
	MAXIMUM OUTPUT POWER		460W for 180 sec. / 600W for 10 sec. / surge power 800W for 30 cycles(typ.)					
	AC VOLTAGE		Factory setting set at 110VAC 100 / 110 / 115 / 120VAC selectable by setting button S.W		Factory setting set at 230VAC 200 / 220 / 230 / 240VAC selectable by setting button S.W			
	FREQUENCY		60±0.1Hz 50/60Hz selectable by setting button		50±0.1Hz 50/60Hz selectable by setting button			
	WAVEFORM		True sine wave (THD<3%) at rated input voltage					
	AC REGULATION		Note.2 ±3.0% at rated input voltage					
	FRONT PANEL INDICATOR		Operation status ; Green : normal, Orange(flashing) : remote control OFF, Red : abnormal					
INPUT	BAT. VOLTAGE	12V	24V	48V	12V	24V	48V	
	VOLTAGE RANGE (Typ.)	Note.3 10.5 ~ 15VDC	21 ~ 30VDC	42 ~ 60VDC	10.5 ~ 15VDC	21 ~ 30VDC	42 ~ 60VDC	
	DC CURRENT (Typ.)	40A	20A	10A	40A	20A	10A	
	NO LOAD CURRENT DRAW (Typ.)	1.25A	0.63A	0.32A	1.25A	0.63A	0.32A	
	OFF MODE CURRENT DRAW	≤ 1mA						
	EFFICIENCY (Typ.)	Note.1 84.5%	86%	87%	86%	87.5%	88.5%	
BATTERY INPUT PROTECTION	BATTERY TYPES		Open & sealed Lead Acid					
	FUSE		40A*2	40A*1	20A*1	40A*2	40A*1	20A*1
	BAT. LOW ALARM		11.3±4%	22.5±4%	45±4%	11.3±4%	22.5±4%	45±4%
	BAT. LOW SHUTDOWN		10.5±4%	21±4%	42±4%	10.5±4%	21±4%	42±4%
BAT. POLARITY		By internal fuse open						
OUTPUT PROTECTION	OVER TEMPERATURE		85°C±5°C	75°C±5°C	70°C±5°C	85°C±5°C	75°C±5°C	70°C±5°C
	OUTPUT SHORT		Protection type : Shut down o/p voltage, re-power on to recover; by internal RTH1 detect power transistor					
	OVER LOAD (Typ.)		105 ~ 115% load for 180 sec., 115% ~ 150% load for 10 sec. Protection type : Shut down o/p voltage, re-power on to recover					
	GFCI PROTECTION		Optional (Only type F)			None		
FUNCTION	REMOTE CONTROL		Open : Normal work ; Short : Remote off					
ENVIRONMENT	WORKING TEMP.		-10 ~ +40°C @ 100% load ; +60°C @ 50% load					
	WORKING HUMIDITY		20% ~ 90% RH non-condensing					
	STORAGE TEMP., HUMIDITY		-30 ~ +70°C / -22 ~ +158°F, 10 ~ 95% RH					
	VIBRATION		10 ~ 500Hz, 3G 10min./1cycle, 60min. each along X, Y, Z axes					
SAFETY & EMC	SAFETY STANDARDS		Design refer to UL458		None			
	LVD		None		EN60950-1			
	WITHSTAND VOLTAGE		Bat. I/P - AC O/P:3.0KVAC AC O/P - FG:1.5KVAC					
	ISOLATION RESISTANCE		Bat. I/P-AC O/P, AC O/P-FG:100M Ohms / 500VDC / 25°C / 70% RH					
	EMC EMISSION		Compliance to FCC class A		Compliance to EN55022 class A, 72/ 245/ CEE, 95/ 54/ CE, E-Mark			
	EMC IMMUNITY		None		Compliance to EN61000-4-2,3,8			
OTHERS	MTBF		104.7K hrs min. MIL-HDBK-217F (25°C)					
	DIMENSION		205*158*67mm (L*W*H)					
	PACKING		1.73Kg; 6pcs/11.4Kg/1.55CUFT					
NOTE	1.Efficiency is tested by 300W, linear load at 13V/26V/52V input voltage. 2.AC regulation is tested at 13V/26V/52V input voltage. 3.The tolerance of each voltage value by models is:112/212→±0.5V;124/224→±1V;148/248→±2V							

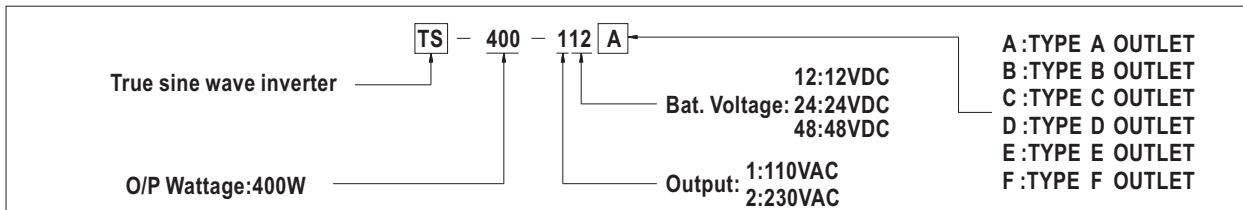
File Name:TS-400-SPEC 2013-01-14

Specifications are subject to change without notice. It is responsibility of each customer to thoroughly test each product and part number under their unique parameters and environments to ensure a product will work properly and reliably.

Click below for more details, to buy on-line or request volume pricing:

<http://power.sager.com/mean-well-TS-400-power-supply.html>

(866) 588-1750
power@sager.com
<http://power.sager.com>



■ AC Output Receptacles (optional)

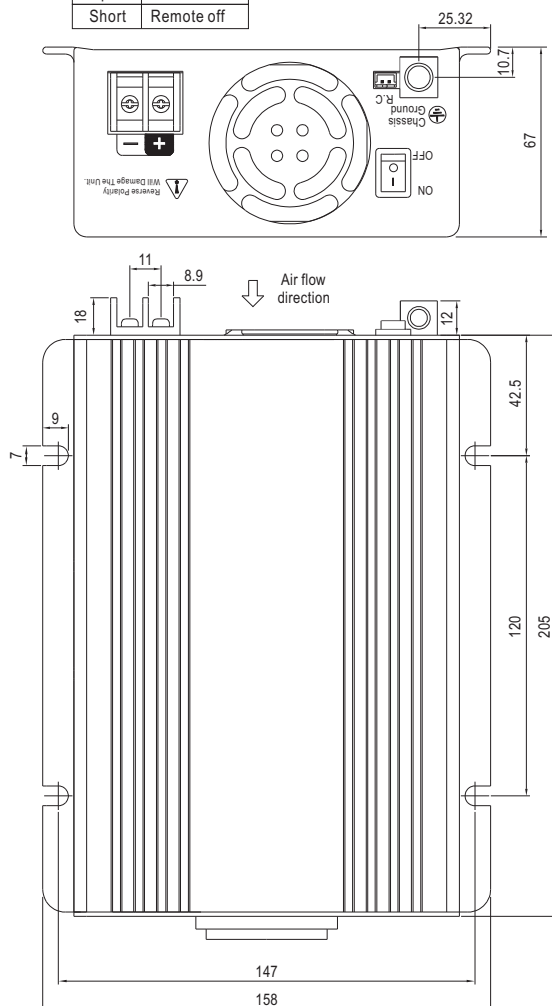
Receptacle type						
	TYPE-A	TYPE-B	TYPE-C	TYPE-D	TYPE-E	TYPE-F
Country	USA	EUROPE	AUSTRALIA	U.K	JAPAN	GFCI
Certificate	FC	E13 CE	E13 CE	E13 CE	FC	FC

■ Mechanical Specification

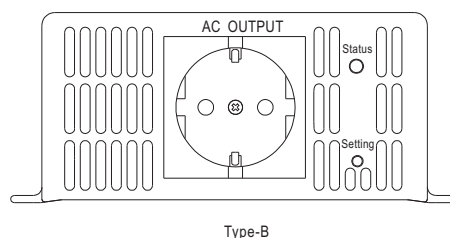
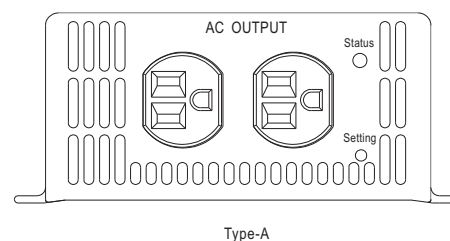
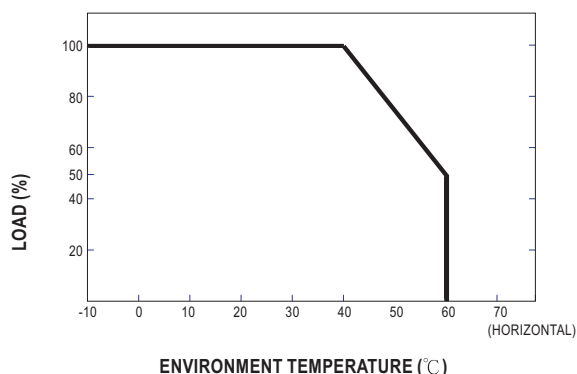
R.C Connector : JST B-XH or equivalent

Open	Normal work
Short	Remote off

Unit:mm



■ Derating Curve



File Name:TS-400-SPEC 2013-01-14

Specifications are subject to change without notice. It is responsibility of each customer to thoroughly test each product and part number under their unique parameters and environments to ensure a product will work properly and reliably.

Click below for more details, to buy on-line or request volume pricing:

<http://power.sager.com/mean-well-TS-400-power-supply.html>

(866) 588-1750
power@sager.com
<http://power.sager.com>