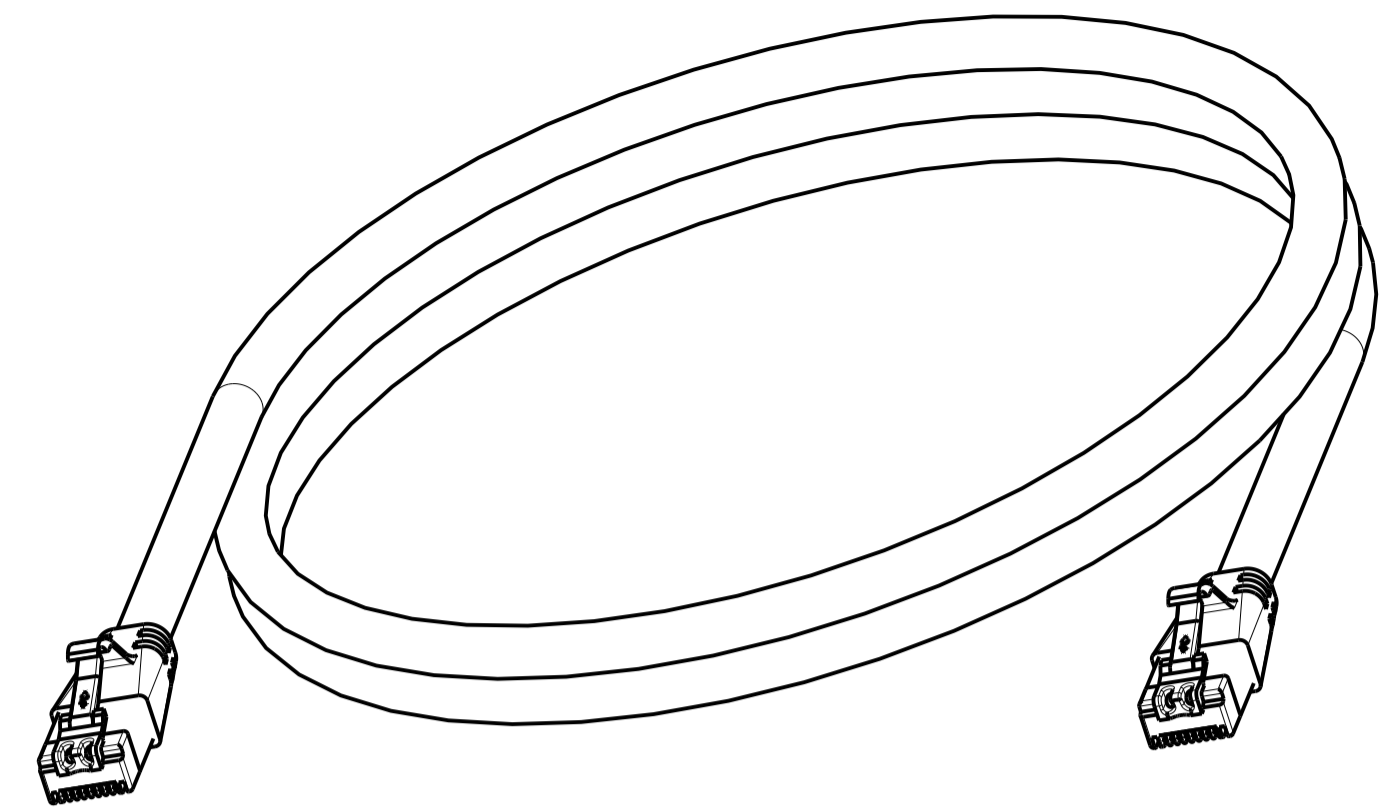
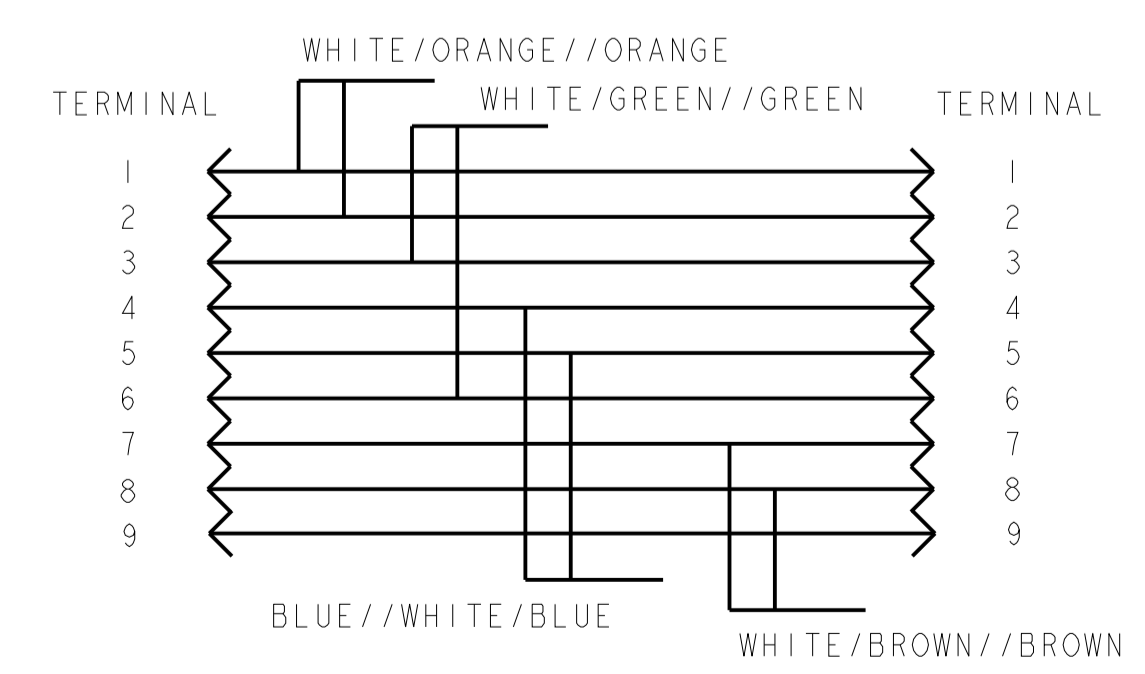
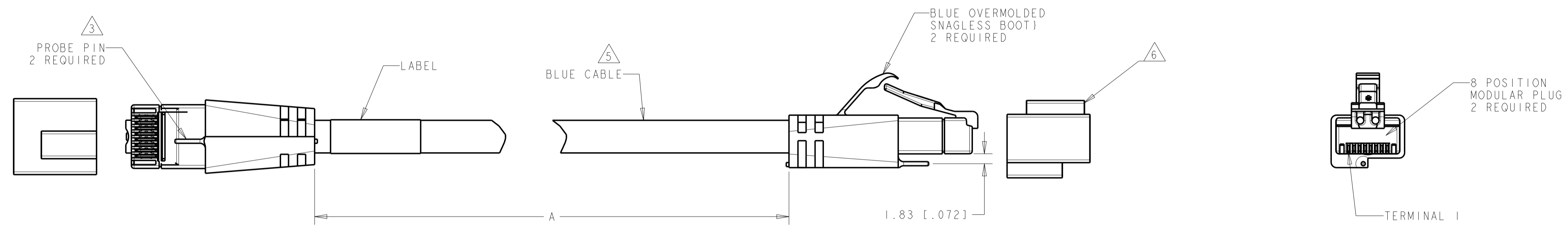


REVISIONS				
REV	LTN	DESCRIPTION	DATE	APVD
E		REV-EC 0B60-0050-04	28JUN04	LH MD
F		REV: EC 0B60-0118-04	28DEC2004	GG MD
G		REV PER ECN 8000019203	26JAN2017	GG DP



- ① CABLE ASSEMBLY SHALL BE WIRED PER WIRING DIAGRAM.
- 2. FINAL ASSEMBLY SHALL BE 568B COMPLIANT.
- ③ PROBE PINS ARE CONNECTED BY 9TH WIRE IN CABLE.
- ④ DIMENSIONS ARE MAXIMUM.
- ⑤ CABLE OUTSIDE DIAMETER IS 6.7 MM NOMINAL AND FOR REFERENCE ONLY.
- ⑥ PROTECTIVE CAPS TO BE REMOVED PRIOR TO MATING WITH MODULAR JACK, SHIPPED WITH CAPS INSTALLED.



① WIRING DIAGRAM 568B

25	7874.0 [310.00]	2-1435861-5
16	5130.8 [202.00]	1-1435861-6
14	4521.2 [178.00]	1-1435861-4
10	3251.2 [128.00]	1-1435861-0
9	2895.6 [114.00]	1435861-9
7	2286.0 [90.00]	1435861-7
5	1676.4 [66.00]	1435861-5
4	1371.6 [54.00]	1435861-4
3	1066.8 [42.00]	1435861-3
2	762.0 [30.00]	1435861-2
FEET, REF	A ④	PART NO.

THIS DRAWING IS A CONTROLLED DOCUMENT.		OWN: L. HALL 05FEB04	COMMSCOPE, INC. NAME: PATCH CORD, AMPTRAC CATEGORY 6, NON-PLENUM, BLUE W/BLU BOOTS PRODUCT SPEC: - APPLICATION SPEC: - WEIGHT: - CUSTOMER DRAWING
DIMENSIONS: MM [INCH]		CHK: M. DELPHIAS 06FEB04	
TOLERANCES UNLESS OTHERWISE SPECIFIED: 0 PLC ± .4 1 PLC ± .3 2 PLC ± .2 3 PLC ± .15 4 PLC ± .1 ANGLES ± .5		APVD: M. DELPHIAS 06FEB04	SIZE: A1 CAGE CODE: 1435861 SCALE: NTS SHEET 1 OF 1 REV G