

ZONE	LTR	DESCRIPTION	DATE	APPROVED
	P1	REVISED PER ECO-11-005294	07APR11	HMR
	P2	REV PER ECO 15-016934 CT	12-15	DE

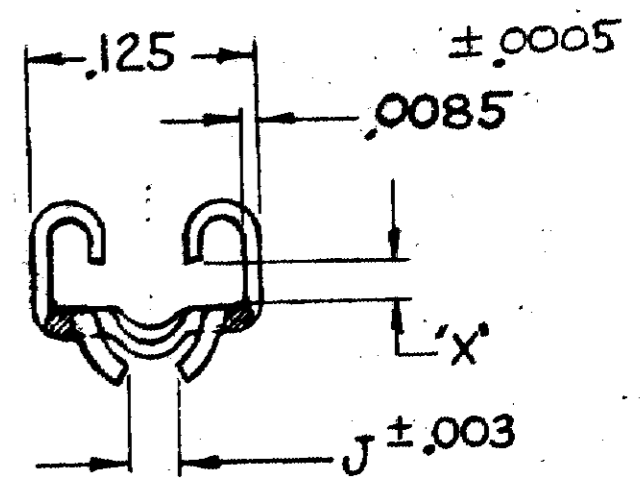
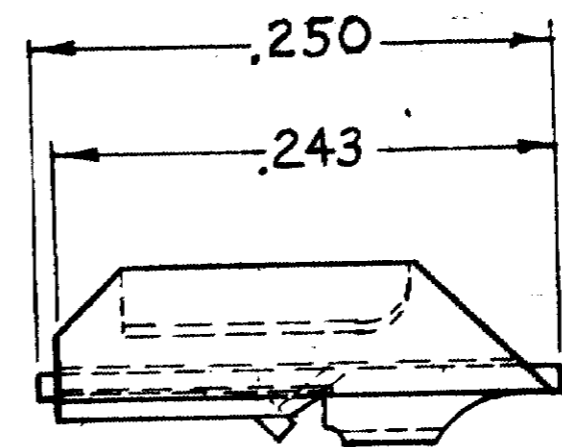
NUMBER 330854

WIRE SIZE (AWG)	CLIP	"J"	PNEUMATIC TOOL	MANUAL SERVICE TOOL
	COLOR CODE		1000 CLIPS/REEL	40 STRIPS 25 EACH
20	YELLOW	.051	2-330854-6	2-330854-4
24	RED	.029	2-330854-9	4-330854-1

CLIP SELECTION CHART

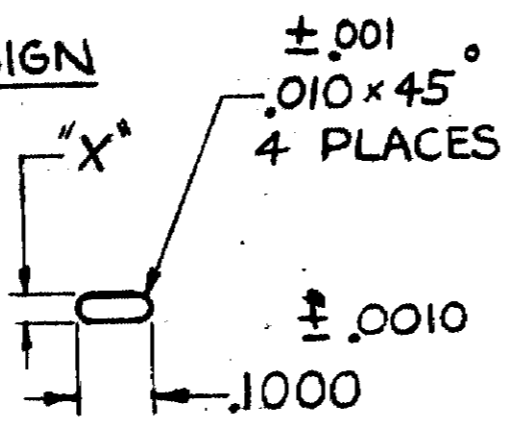


INSULATION DIA. RANGE	MANDREL NUMBER	
	PNEUMATIC TOOL (69585-1)	MANUAL SERVICE TOOL (69702)
.066-.075	69542	69561-1
.076-.085	69542-1	69561-1
.055-.065	69542-8	69561-4

MANDREL SELECTION CHART



NOTE:
 1. TIN PLATE (MIL-T-10727) .0001 MIN THK
 2. OBSOLETE PART NUMBER

SUGGESTED GAGE DESIGN



SIDE VIEW OF GAGE

DOUBLE END HANDLE A.G.D STD.

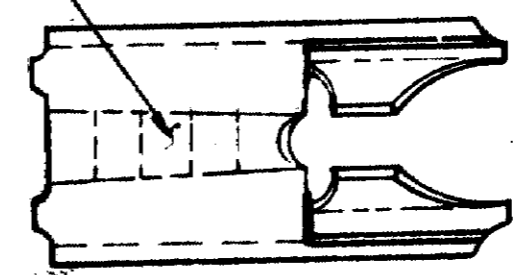
END VIEW OF GAGE

SCALE: 1-1

NOTE: GAGE TO VERIFY "X" DIM ONLY

DIM	GO	NO GO
"X"	.0214	.0261

AMP IDENTIFYING CODE (SEE TABLE)



UNLESS OTHERWISE SPECIFIED DIM. ARE IN INCHES. TOLERANCES ON: DECIMALS ±.008 ANGLES ± 5°	CONTRACT NO. #
MATERIAL PHOS BRONZE (QQ-P-750)	OR R WELSON 3-23-67
HEAT TREAT	CHK R WELSON 3/27/67
FINISH NOTE 1	APPD Ewabel 3-28-67
	DESIGN APPD
	OTHER APPD



NAME	TERMI-POINT CLIP	
	.031X.093 SYSTEM	
SIZE	CODE IDENT NO.	NUMBER
B	00779	330854

AMP INFO
 LOG PRINT
 AD251P

SCALE 10:1 WT CALC ACTUAL SHEET 1 OF 1

CUSTOMER DRAWING