

■ Features :

- DC/DC step-down converter
- Constant current output: 300mA to 1000mA
- Wide input voltage: 9 ~ 56VDC
- Wide output LED string voltage: 2 ~ 52VDC
- High efficiency up to 97%
- Built-in EMI filter, comply with EN55015 and FCC part15 without additional input filter and capacitors
- Built-in PWM and remote ON/OFF control
- Protections: Short circuit / Over temperature
- Cooling by free air convection
- Fully encapsulated with IP67 level for pin and wire style
- Non-potted, optional conformal coating for SMD style (Order No.: LDD-350HSC)
- Compact size
- Low cost, high reliability
- Suitable for driving illumination LED
- 3 years warranty



LDD-350H[W] Blank : pin style
W : wire style
S : SMD style

SPECIFICATION

ORDER NO.	LDD-300H	LDD-350H	LDD-500H	LDD-600H	LDD-700H	LDD-1000H		
OUTPUT	CURRENT RANGE		300mA	350mA	500mA	600mA	700mA	1000mA
	VOLTAGE RANGE Note.4		2 ~ 52VDC					
	CURRENT ACCURACY (Typ.)		±3% at 24VDC input ; ±4% at 48VDC input for LDD-H/HW ; ±5% for LDD-HS					
	RIPPLE & NOISE(max.) Note.2		150mVp-p	150mVp-p	150mVp-p	200mVp-p	200mVp-p	350mVp-p
	SWITCHING FREQUENCY		40KHz ~ 1000KHz					
EXTERNAL CAPACITANCE LOAD (max.)		2.2uF						
INPUT	VOLTAGE RANGE		9 ~ 56VDC					
	EFFICIENCY (max.)		97% at full load and 36VDC/48VDC input for LDD-H/HW ; 96% at full load and 36VDC/48VDC input for LDD-HS					
	DC CURRENT	Full load Note.3	270mA	320mA	450mA	550mA	650mA	900mA
		No load	5mA					
FILTER		Capacitor						
PWM DIMMING & ON/OFF CONTROL	REMOTE ON/OFF		Leave open if not use Power ON with dimming: DIM ~ -Vin >2.5 ~ 6VDC or open circuit Power OFF : DIM ~ -Vin < 0.8VDC or short					
	PWM FREQUENCY		100 ~ 1KHz					
	QUIESCENT INPUT CURRENT IN SHUTDOWN MODE(max.)		1mA at PWM dimming OFF and 24VDC input					
PROTECTION	SHORT CIRCUIT		Regulated at rated output current Protection type: Can be continued, recovers automatically after fault condition is removed					
	OVER TEMPERATURE		Tj 150°C typically(IC1) detect on main control IC Protection type : Shut down, recovers automatically after temperature goes down					
ENVIRONMENT	WORKING TEMP.		-40 ~ + 85°C (Refer to derating curve)					
	WORKING HUMIDITY		20% ~ 90% RH non-condensing for LDD-H/HW ; 20%~85% RH non-condensing for LDD-HS					
	STORAGE TEMP., HUMIDITY		-55 ~ +125°C, 10 ~ 95% RH					
	TEMP. COEFFICIENT		±0.03% / °C					
	VIBRATION		10 ~ 500Hz, 2G 10min./1 cycle, period for 60min. each along X, Y, Z axes					
OPERATING CASE TEMP. (max.)		100°C						
EMC	EMC EMISSION		Compliance to EN55015, FCC part 15 class B					
	EMC IMMUNITY		Compliance to EN61000-4-2,3,4,6,8, light industry level, criteria A					
OTHERS	MTBF		2000Khrs min. MIL-HDBK-217F (25°C)					
	DIMENSION		31.8*20.3*12.2mm or 1.25**0.8**0.48" inch (L*W*H) for LDD-H/HW ; 31.8*20.3*11.4mm or 1.25**0.8**0.45" inch (L*W*H) for LDD-HS					
	WEIGHT		LDD-H:15.6g ; LDD-HW:18g ; LDD-HS:12.8g					
POTTING MATERIAL		Epoxy(UL94-V0) for LDD-H/HW ; without potted for LDD-HS						
NOTE	<p>1.All parameters are specified at normal input(48VDC), rated load, 25°C 70% RH ambient. 2.Ripple & noise are measured at 20MHz by using a 12" twisted pair terminated with a 0.1uf capacitor. 3.Test condition: 48VDC input. 4.Output voltage will always step down by 3 volts from input DC voltage. 5.The output of LDD-H should not be connected to the input of the same unit or output from other sources.</p>							

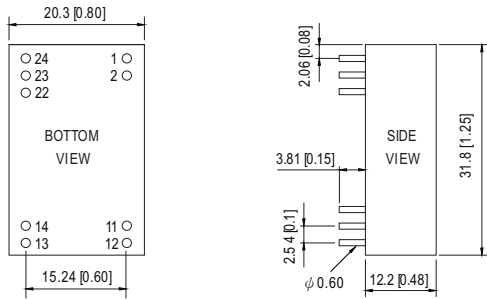
File Name:LDD-H-SPEC 2015-08-24

Specifications are subject to change without notice. It is responsibility of each customer to thoroughly test each product and part number under their unique parameters and environments to ensure a product will work properly and reliably.

Mechanical Specification

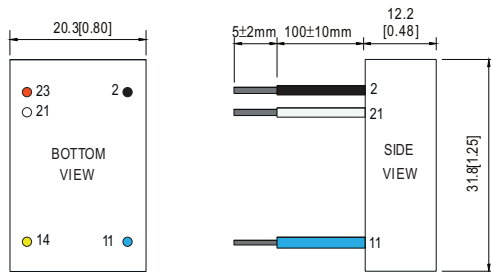
Blank type(LDD- H):

Unit: mm (inch)



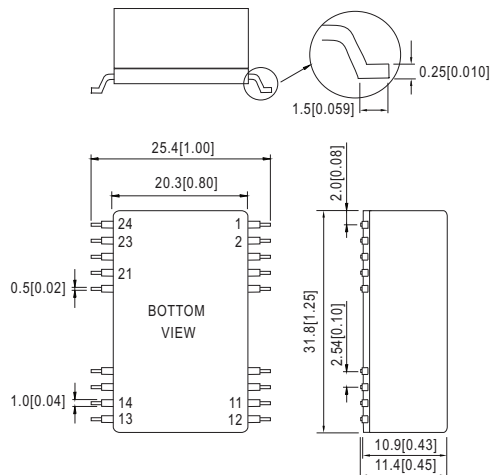
NOTE: Pin tolerance ± 0.05 mm

W type(LDD- __ HW):

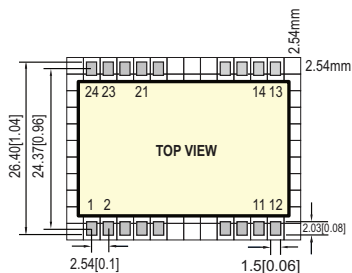


NOTE: All wires UL3385 22AWG

S type(LDD- __ HS):



Recommended PCB layout (for LDD-HS)



Pin Configuration

Pin No.		Comment
1,2	-Vin	Don't connect to -Vout
11,12	-Vout	LED - Connection
13,14	+Vout	LED + Connection
22	PWM DIM	ON/OFF and PWM Dimming (Leave open if not used)
23,24	+Vin	DC Supply

Pin No.		Comment
2	-Vin (Black)	Don't connect to -Vout
11	-Vout (Blue)	LED - Connection
14	+Vout (Yellow)	LED + Connection
21	PWM DIM (White)	ON/OFF and PWM Dimming (Leave open if not used)
23	+Vin (Red)	DC Supply

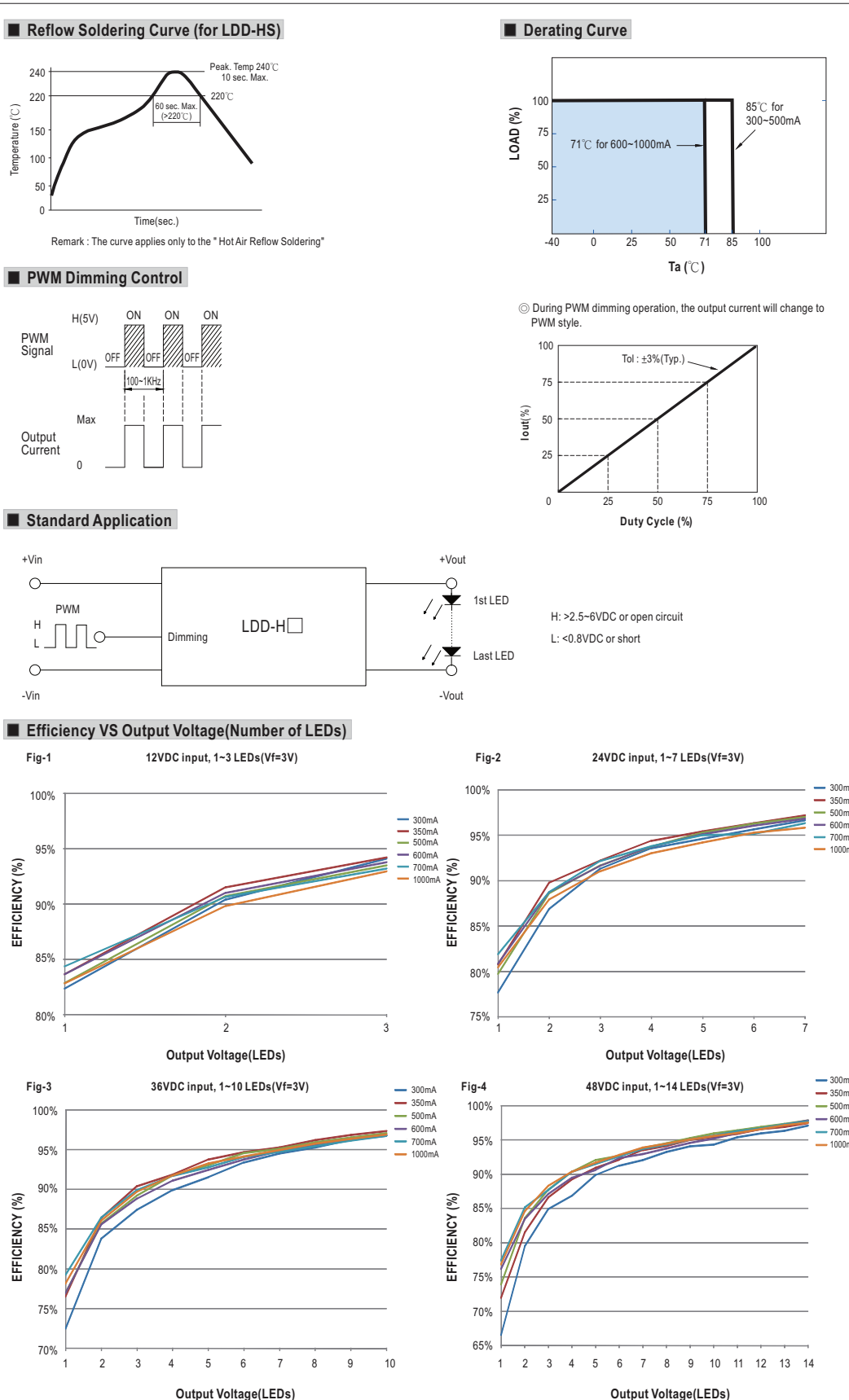
Pin No.		Comment
1,2	-Vin	Don't connect to -Vout
11,12	-Vout	LED - Connection
13,14	+Vout	LED + Connection
21	PWM DIM	ON/OFF and PWM Dimming (Leave open if not used)
23,24	+Vin	DC Supply
others	N.C	No connection

File Name:LDD-H-SPEC 2015-08-24

Specifications are subject to change without notice. It is responsibility of each customer to thoroughly test each product and part number under their unique parameters and environments to ensure a product will work properly and reliably.

Click below for more details, to buy on-line or request volume pricing:
<http://power.sager.com/mean-well-LDD-H-dc-dc-converter.html>

(866) 588-1750
 power@sager.com
<http://power.sager.com>



File Name:LDD-H-SPEC 2015-08-24

Specifications are subject to change without notice. It is responsibility of each customer to thoroughly test each product and part number under their unique parameters and environments to ensure a product will work properly and reliably.

Click below for more details, to buy on-line or request volume pricing:
<http://power.sager.com/mean-well-LDD-H-dc-dc-converter.html>

(866) 588-1750
power@sager.com
<http://power.sager.com>