

*Note: Country specific approvals may not apply to all models shown. Please consult factory.

- IEC 60601-1-2 4th Edition EMC Compliant
- Efficiency Level VI
- <210mW No Load Power Consumption
- Short Circuit, Overload and Overvoltage Protection
- IEC320-C6, C8, C14 or C18 Inlet
- No Load Operation
- 100% Burn-In/Hi-Pot Testing

Electrical Specifications

Input

Input Voltage	90-264VAC
Input Frequency	47-63 Hz
Input Current	<2.0A max. @ 115VAC
Safety Isolation	4.0kVAC Input to Output 1.5kVAC Input to Ground
Leakage Current	<100uA @ 240VAC
Inrush Current	60A @ 110VAC, 120A @ 220VAC; cold start, max. load

Output

Total Output	180W
Output Voltage	See table
Hold Up Time	>10mS typical/full load, 100VAC
Turn On Time	<3 seconds
Efficiency	≥88% average
Minimum Load	No minimum load

Protection

Overvoltage	150% max. of rated voltage. Latching mode. Cycle AC for recovery.
Short Circuit	Hiccup mode. Auto recovery.
Overcurrent	110-150% of rated current. Auto-restart when fault removed.
Ingress	IP22 Compliant

Environmental

Operating Temperature	0°C to +60°C (Derate output power linearly from 100% at 40°C to 50% at 60°C)
Storage Temperature	-20°C to +85°C
Humidity	10% - 90% non-condensing
MTBF:	100,000 hours @ full load and 25°C per MIL-HDBK-217F
Altitude:	5,000 Meters Operating & NonOperating

Compliance

Safety Approvals

USA	ANSI/AAMI ES60601-1
Canada	cUL ES60601-1
Europe	TUV EN60601-1 3rd edition CB Report
Isolation	4000VAC input to output, 2 x MOPP 1500 VAC input to ground, 1 x MOPP

EMC (IEC 60601-1-2:2014):

Harmonic Currents	FCC Class B Radiated & Conducted
Voltage Flicker	CISPR11 Class B Radiated & Conducted
Electrostatic Discharge	EN55011 Class B Radiated & Conducted
Radiated Immunity	IEC 61000-3-2
EFT/Burst	IEC 61000-3-3
Surge Immunity	IEC 61000-4-2: ±15kV Air, ±8kV contact
Conducted Immunity	IEC 61000-4-3: 10V/m
Magnetic Field	IEC 61000-4-4: ±2kV
Dips / Interruptions	IEC 61000-4-5: 1kV diff, 2kV com
	IEC 61000-4-6: 10Vrms
	IEC 61000-4-8: 30A/m
	IEC 61000-4-11: Voltage dip immunity, 30% reduction for 500ms, 100% reduction for 10ms

General

Dimensions	7.0"L x 2.56"W x 1.57"H
AC Input Receptacle	IEC320-C6, C8, C14 or C18
DC Output Plug	Kycon KPP-4P or equivalent
Weight	1.5 pounds

Your Partners in Power.....

Power Partners, Inc. | 43 Broad Street | Hudson, MA 01749

Tel: (978)567-9600 | Fax: (978)567-9601

Website: www.powerpartners-inc.com

Specifications subject to change.
PEAMD180: April 3, 2018

Models and Ratings Chart

Model	Output Voltage	Current	Total Power	Load Regulation	Line Regulation	Ripple & Noise (Vp-p)
PEAMD180-12	12VDC	13.33A	160W	+/-5%	+/-1%	240mV
PEAMD180-13	15VDC	10.66A	160W	+/-5%	+/-1%	240mV
PEAMD180-13-2	19VDC	9.47A	180W	+/-5%	+/-1%	360mV
PEAMD180-14	24VDC	7.50A	180W	+/-5%	+/-1%	360mV
PEAMD180-17	36VDC	5.00A	180W	+/-5%	+/-1%	630mV
PEAMD180-18	48VDC	3.75A	180W	+/-5%	+/-1%	840mV

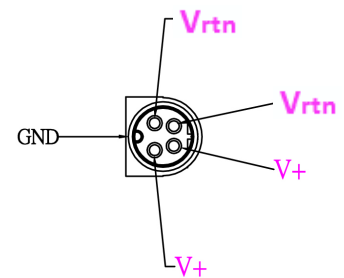
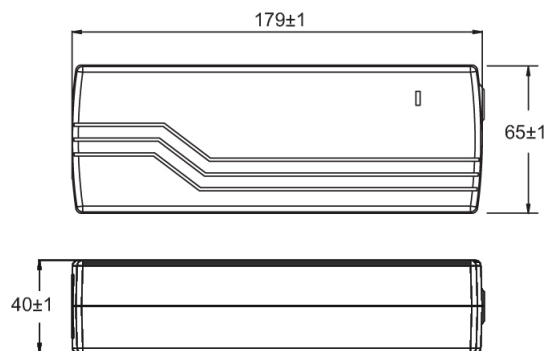
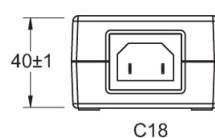
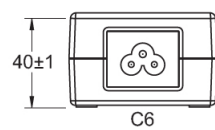
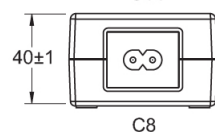
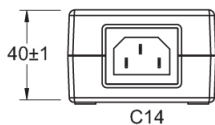
C-14 Standard Receptacle

For C8 input receptacle, model numbers are PEAMDSF180, For Example PEAMDSF180-12

For C6 input receptacle, model numbers are PEAMDS180, For Example PEAMDS180-12

For C8 input receptacle, model numbers are PEAMDF180, For Example PEAMDF180-12

Mechanical Outline



Shell and Vrtn connected to Earth Ground for PEAMD180-XX and PEAMDS180-XX