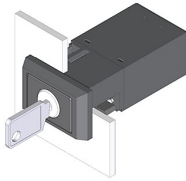


EAO – Your Expert Partner for Human Machine Interfaces

22-335.111D - Keylock switch 2 positions

22-335.111D - Keylock switch 2 positions



Attention: The preview is based on a sample product. This can differ from your current configuration.

Mounting

Mounting cut-out Design 22 mm x 30 mm
flush

Front

Front dimension 24 mm x 36 mm
Front shape rectangular

Other Attributes

Weight 0,051 kg

Operating-/Indication part

Switching angle 90° right

IP-Rating

Front protection IP65

Connection Method

Terminal Screw terminal

Actuator

Switching action Rest(a) - Maintain

Switching element

Rotary positions 2
Switching system Snap-action switching element
Switching voltage 400 V AC
Switching current 10 A
Contacts 1 NC + 1 NO
Contact material Silver

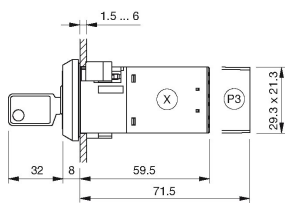
Function

Keylock switch

EAO – Your Expert Partner for Human Machine Interfaces

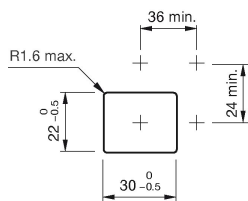
22-335.111D - Keylock switch 2 positions

Dimensions



X = Screw terminal

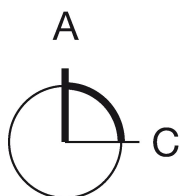
Mounting cut-outs



Wiring diagram



Switching positions



Additional information

Standard lock: DOM 311

Two keys are supplied with each key lock switch

Optional lock numbers on request

Legend

Contacts: NC = Normally closed, NO = Normally open

Switching action: C = Maintained