

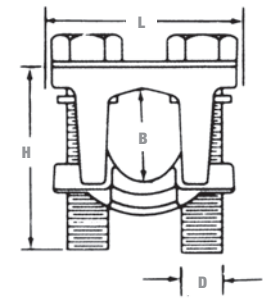
Two-Bolt Connectors

Type 2B — Two-Bolt Connectors without Spacer

- Castings and bolts of high-strength copper alloy
- Removable neoprene washers capture each bolt in bottom casting, aiding installation



Cat. No.	Conductor Range (AWG or kcmil)				Conductor Diameter (B)		Bolt Head (in.)	Dimensions (in.)		
	Main		Tap		Max.	Min.		L	H	D
	Max.	Min.	Max.	Min.						
2B10	1/0 str.	2 str.	1/0 str.	10 sol.	0.746	0.394	1/2	1-5/16	1-3/4	5/16
2B20BB	2/0 str.		2/0 str.	8 sol.	0.838	0.420		1-1/4		
2B40	4/0 str.	1/0 str.	4/0 str.	6 sol.	1.056	0.530	9/16	1-23/32	1-3/4	3/8
2B350	350 kcmil	4/0 str.	350 kcmil	4 sol.	1.362	0.726	3/4	2-1/8	2	1/2
2B500	500 kcmil	350 kcmil	500 kcmil		1.626	0.883		2-1/4	2-1/2	
2B800	800 kcmil	600 kcmil	800 kcmil	2 sol.	2.062	1.149	15/16	2-1/2	2-3/4	5/8
2B1000	1000 kcmil	750 kcmil	1000 kcmil		2.304	1.255		2-31/32	2-3/4	

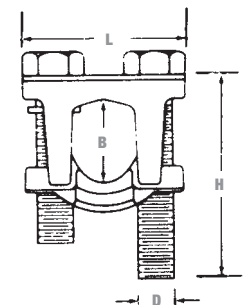


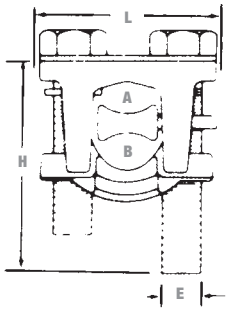
Type 2BX — One-Piece Two-Bolt Connectors without Spacer

- Castings and bolts of high-strength copper alloy
- One-piece construction
- Free bolt is held in place with neoprene washer during installation
- One extra length bolt allows top casting to swing free over two conductors of maximum range



Cat. No.	Conductor Range (AWG or kcmil)				Conductor Diameter (B)		Bolt Head (in.)	Dimensions (in.)		
	Main		Tap		Max.	Min.		L	H	D
	Max.	Min.	Max.	Min.						
2B10X	1/0 str.	2 str.	1/0 str.	10 sol.	0.746	0.394	1/2	1-5/16	1-1/2	5/16
2B20X	2/0 str.		2/0 str.	8 sol.	0.838	0.420		1-1/2		
2B40X	4/0 str.	1/0 str.	4/0 str.	6 sol.	1.056	0.530	9/16	1-23/32	1-7/8	3/8
2B350X	350 kcmil	4/0 str.	350 kcmil	4 sol.	1.362	0.726	3/4	2-1/8	2-1/4	1/2
2B500X	500 kcmil	350 kcmil	500 kcmil		1.626	0.883		2-1/4	2-1/2	
2B800X	800 kcmil	600 kcmil	800 kcmil	2 sol.	2.062	1.149	15/16	2-1/2	2-3/4	5/8
2B1000X	1000 kcmil	750 kcmil	1000 kcmil		2.304	1.255		2-31/32	3-1/4	





Two-Bolt Connectors

Type 2BW — One-Piece Two-Bolt Connectors with Spacer

- For use on copper conductors only
- Castings and bolts of high-strength copper alloy; spacer of ductile, high-conductivity copper alloy
- One-piece construction; contoured spacer is ringed and swings easily over the conductor



Cat. No.	Conductor Range (AWG or kcmil)				Conductor Diameter				Bolt Head (in.)	Dimensions (in.)		
	Main		Tap		A		B			L	H	E
	Max.	Min.	Max.	Min.	Max.	Min.	Max.	Min.				
2B10W	1/0 str.	2 str.	1/0 str.	10 sol.	0.373	0.292	0.373	0.102	1/2	1-5/16	1-5/8	5/16
2B20W	2/0 str.		2/0 str.	8 sol.	0.419		0.419	0.128				
2B40W	4/0 str.	1/0 str.	4/0 str.	6 sol.	0.528	0.368	0.528	0.162	9/16	1-23/32	2-1/8	3/8
2B350W	350 kcmil	4/0 str.	350 kcmil	4 sol.	0.681	0.522	0.681	0.204	3/4	2-1/8	2-1/2	1/2
2B500W	500 kcmil				350 kcmil	500 kcmil						
2B800W	800 kcmil	600 kcmil	800 kcmil		1.031	0.891	1.031					
2B1000W	1000 kcmil	750 kcmil	1000 kcmil	2 sol.	1.152	0.997	1.152	0.258	15/16	2-31/32	3-3/4	5/8

Type 2BPW — One-Piece Two-Bolt Connectors with Spacer

- For use on copper, aluminum and ACSR conductors



Cat. No.	Conductor Range (AWG or kcmil)				Conductor Diameter				Bolt Head (in.)	Dimensions (in.)		
	Main		Tap		A		B			L	H	E
	Max.	Min.	Max.	Min.	Max.	Min.	Max.	Min.				
2B10PW	1/0-2	1/0-6	1/0 str.-2 str.	1/0 str.-2 str.	0.398	0.292	0.398	0.102	1/2	1-5/16	1-5/8	5/16
2B20PW	2/0-2	2/0-6			0.447	0.292	0.447	0.128				
2B40PW	4/0-1/0	4/0-6	4/0 str.-1/0 str.	4/0 str.-1/0 str.	0.563	0.368	0.563	0.162	9/16	1-23/32	2-1/8	3/8
2B350PW	350-4/0	350-4	350-4/0	350-4 sol.	0.680	0.522	0.680	0.204	3/4	2-1/8	2-1/2	1/2
2B500PW	397.5-336.4	397.5-4	500-350	500-4 sol.	0.813	0.679	0.813					
2B800PW	666.6-397.5	666.6-2	800-600	800-2 sol.	1.031	0.891	1.031	0.258				
2B1000PW	900-666.6	900-2	1000-750	1000-2 sol.	1.162	0.997	1.162	0.258	15/16	2-31/32	3-3/4	5/8

