
Features

- 2" x 3" footprint
- Ultra Compact Size with only 0.9" Height
- ITE & Medical Models available
- Class II Safety & EMC
- 40W Convection Cooled Operation (56W Peak)
- Green Power / Level V Efficiency Compliant


ITE Approved Models (UL60950):

Model No. (ITE Models)*	Output Rail	Load			Initial Accuracy*	Ripple & Noise*	Efficiency
		Min	Rated	Peak*			
SNP-G047	+12V	0A	3.33A	4.70A	+11.9V~+12.1V	100mVpp	84%
SNP-G048	+15V	0A	2.66A	3.80A	+14.8V~+15.2V	100mVpp	84%
SNP-G045	+18V	0A	2.22A	3.20A	+17.8V~+18.2V	100mVpp	84%
SNP-G049	+24V	0A	1.66A	2.40A	+23.7V~+24.3V	150mVpp	85%
SNP-G04G	+28V	0A	1.42A	2.00A	+27.7V~+28.3V	150mVpp	86%
SNP-G04J	+36V	0A	1.11A	1.60A	+35.8V~+36.2V	150mVpp	86%
SNP-G04T	+48V	0A	0.83A	1.16A	+47.5V~+48.5V	150mVpp	86%

Medical Approved Models (UL60601):

Model No. (ITE Models)*	Output Rail	Load			Initial Accuracy*	Ripple & Noise*	Efficiency
		Min	Rated	Peak*			
SNP-G047-M	+12V	0A	3.33A	4.70A	+11.9V~+12.1V	100mVpp	84%
SNP-G048-M	+15V	0A	2.66A	3.80A	+14.8V~+15.2V	100mVpp	84%
SNP-G045-M	+18V	0A	2.22A	3.20A	+17.8V~+18.2V	100mVpp	84%
SNP-G049-M	+24V	0A	1.66A	2.40A	+23.7V~+24.3V	150mVpp	85%
SNP-G04G-M	+28V	0A	1.42A	2.00A	+27.7V~+28.3V	150mVpp	86%
SNP-G04J-M	+36V	0A	1.11A	1.60A	+35.8V~+36.2V	150mVpp	86%
SNP-G04T-M	+48V	0A	0.83A	1.16A	+47.5V~+48.5V	150mVpp	86%

— Input & Output —		— EMC —	
Input voltage range	90VAC to 264VAC	Emission	FCC / CISPR, level B
Label voltage	100VAC to 240VAC	Harmonic currents	EN61000-3-2, class A
Nominal line voltage	115VAC / 230VAC	Voltage flicker	EN61000-3-3
Input frequency range	47Hz to 63Hz	ESD	EN61000-4-2, criterion A
Inrush current*	<30A at 115VAC, <60A at 230VAC		6kV contact, 8kV air discharge
Line regulation	<±0.5%	Radiated immunity	EN61000-4-3 10V/M with 80% AM, criterion A
Load regulation	<±1%	EFT/Burst	EN61000-4-4, 2kV, criterion A
Hold-up time	>18ms typ.	Surge	EN61000-4-5, 1kV L-L, criterion A
No Load input power	<0.3W	Conducted immunity	EN61000-4-6, 10V with 80% AM, criterion A
		MS	EN61000-4-8, 10A/m, criterion A
— Protection —		Voltage dips	EN61000-4-11
Over Voltage*	Latch-off		30% dips 10ms, criterion A
Over Load / Short	Auto-recovery		60% dips 100ms, criterion C
			95% dips 5000ms, criterion C
— Environmental —		— Safety —	
Operating temperature	-20°C to +70°C	Approvals	60950-1, 2 nd edition (TUV, UL, CSA)
Cooling	Convection cooling		60601-1, 3 rd edition (TUV, UL, CSA)
Power derating	Refer to Power Derating Curve		CB Report, CE Mark, RM report/file
Storage temperature	-40°C to +85°C		
Relative humidity	5% to 90% RH, non-condensing		
Operating altitude	0 to 3000m		
MTBF*	>0.45Mhr		

Notes

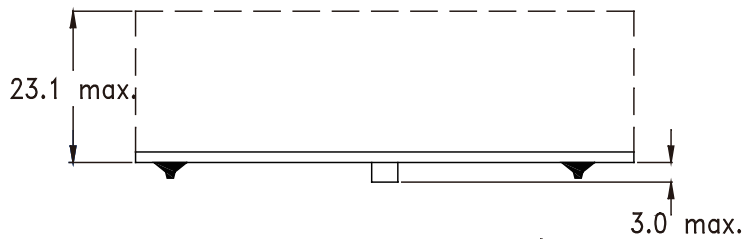
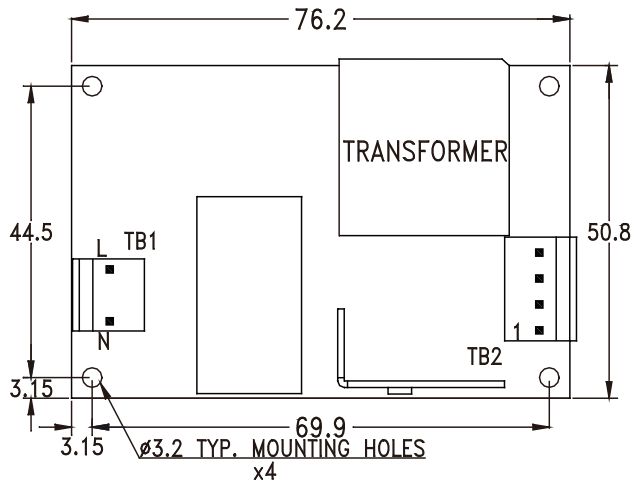
- All specifications without special notices are defined at nominal line, rated load and 25°C.
- To order medical model, please add suffix "-M" in the end of the ITE model name, e.g. SNP-G047-M.
- Initial accuracy is set at 60% rated load and 115VAC input.
- Ripple & Noise is defined with 15MHz BWL oscilloscope and 1X probe with 0.47uF output capacitor.
- Inrush current is defined at 25°C cold start and EMI capacitors are excluded.

- Over voltage protection mode is defined at 60% rated load.
- MTBF is calculated according to MIL-HDBK-217F at rated load / nominal line input and 50°C ambient temperature.
- Peak load can last 3 sec with 10% duty cycle and average power < 40W.
- All specifications subject to change without notice.
- This datasheet is only for model selection. Please contact sales@powergatelec.com for formal specification.

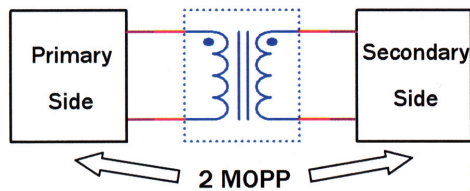
Specifications are subject to change without notice. It is responsibility of each customer to thoroughly test each product and part number under their unique parameters and environments to ensure a product will work properly and reliably.

Click below for more details, to buy on-line or request volume pricing:

<http://power.sager.com/skynet-SNP-G04-power-supply.html>
(866) 588-1750
power@sager.com
<http://power.sager.com>



Medical Isolation Grade



Output Pin

TB2	1	2	3	4
Pin assignment	+V		GND	

Connector type*

- TB1 AC input : Molex 5277-02A
- TB2 DC output : Molex 5273-04A

Dimensions

- WxLxH : 2" x 3" x 0.91"
50.8 x 76.2 x 23.1 (mm)

Packing

- Net weight : 88.5g approx./unit
- Carton size (mm) : 402(L) x 382(W) x 225(H)
- Quantity : 100 units / carton
- Gross weight : 11.4kg approx./carton

Notes

- For all connectors, equivalent types from other vendors could be used.
- Input & output connectors can be changed to JST type. Please contact Skynet for more details.
- Dimensions in left graph are shown in mm.
- Tolerance for dimension is ± 0.4 mm.
- This product is RoHS compliant.

Power Derating Curve

