

Surface Mount Fuse, 5 x 20 mm, Super-Time-Lag TT, L, 250 VAC, Au plating



UL 248-14 · 250 VAC · Super-Time-Lag TT

See below:
[Approvals and Compliances](#)

Description

- Directly solderable on printed circuit boards


References

[Packaging Details](#)

Weblinks

[pdf datasheet](#), [html-datasheet](#), [General Product Information](#), [Packaging details](#), [Distributor-Stock-Check](#), [Detailed request for product](#), [Microsite](#)

Technical Data

Rated Voltage	250VAC
Rated current	0.16 - 4A
Breaking Capacity	35A
Characteristic	Super-Time-Lag TT
Mounting	PCB,SMT
Admissible Ambient Air Temp.	-55 °C to 125 °C
Climatic Category	55/125/21 acc. to IEC 60068-1
Material: Housing	Glass
Material: Terminals	Gold-Plated Copper Alloy
Unit Weight	1.11 g
Storage Conditions	0 °C to 60 °C, max. 70% r.h.
Product Marking	 Rated current, Rated Voltage, Characteristic, Breaking Capacity

Soldering Methods	Reflow Soldering Profile
Solderability	245 °C / 3sec acc. to IEC 60068-2-58, Test Td
Resistance to Soldering Heat	260 °C / 10sec acc. to IEC 60068-2-58, Test Td
Resistance to Vibration	acc. to IEC 60068-2-6, test Fc
Life Test	MIL-STD-202, Method 108A (1000h @ 0.42*In @ 70°C)
Load Humidity Test	MIL-STD-202, Method 103B 0.1 x In @ 0.85 r.H. @ 85°C
Moisture Resistance Test	MIL-STD-202, Method 106E (50 cycles in a temp./mister chamber)
Terminal Strength	MIL-STD-202, Method 211A (Deflection of board 1 mm for 1 minute)
Thermal Shock	MIL-STD-202, Method 107D (200 air-to-air cycles from -55 to +125°C)
Case Resistance	acc. to EIA/IS-722, Test 4.7 >100 MΩ (between leads and body)
Resistance to Solvents	MIL-STD-202, Method 215A
Flammability	min. UL 94V-1 (acc. to EIA/IS-722, Test 4.12)


Approvals and Compliances

Detailed information on product approvals, code requirements, usage instructions and detailed test conditions can be looked up in [Details about Approvals](#)

Approvals



The approval mark is used by the testing authorities to certify compliance with the safety requirements placed on electronic products.

Approval Reference Type: SMD-FTT

Approval Logo	Certificates	Certification Body	Description
	UL Approvals	UL	UL File Number: E41599


Product standards

Product standards that are referenced

Organization	Design	Standard	Description
	Designed according to	UL 248-14	Low voltage fuses - Part 14: Additional fuses
	Designed according to	CSA22.2 No. 248.14	Low-Voltage Fuses - Part 14: Supplemental Fuses





Application standards

Application standards where the product can be used

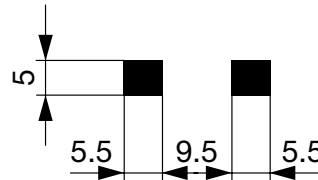
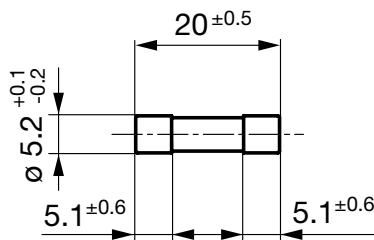

Organization	Design	Standard	Description
	Designed for applications acc.	IEC/UL 60950	IEC 60950-1 includes the basic requirements for the safety of information technology equipment.

Compliances

The product complies with following Guide Lines

Identification	Details	Initiator	Description
	CE declaration of conformity	SCHURTER AG	The CE marking declares that the product complies with the applicable requirements laid down in the harmonisation of Community legislation on its affixing in accordance with EU Regulation 765/2008.
	RoHS	SCHURTER AG	EU Directive RoHS 2011/65/EU
	China RoHS	SCHURTER AG	The law SJ / T 11363-2006 (China RoHS) has been in force since 1 March 2007. It is similar to the EU directive RoHS.
	REACH	SCHURTER AG	On 1 June 2007, Regulation (EC) No 1907/2006 on the Registration, Evaluation, Authorization and Restriction of Chemicals 1 (abbreviated as "REACH") entered into force.

Dimension [mm]

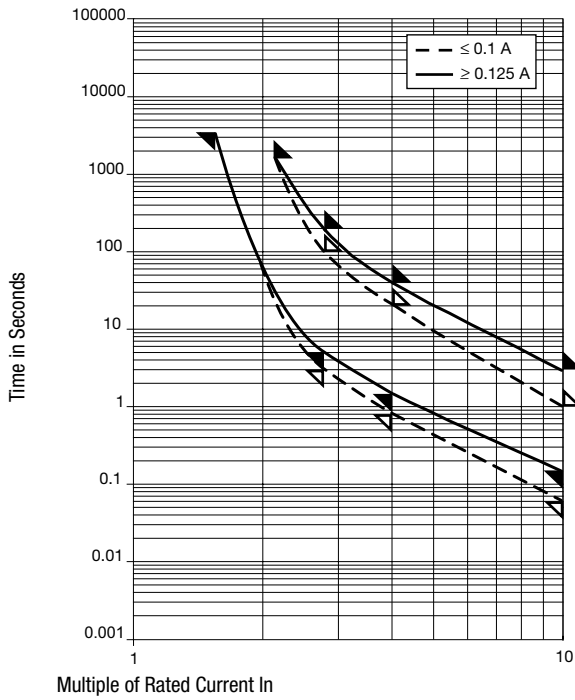


Soldering pads


Pre-Arcing Time

Rated Current In	1.5 x In min.	2.1 x In max.	2.75 x In min.	2.75 x In max.	4.0 x In min.	4.0 x In max.	10.0 x In min.	10.0 x In max.
0.16 A - 4 A	60 min	30 min	5 s	200 s	1.5 s	40 s	150 ms	3 s

Time-Current-Curves



All Variants

Rated Current [A]	Rated Voltage [VAC]	Breaking Capacity	Voltage Drop 1.0 I _n max. [mV]	Voltage Drop 1.0 I _n typ. [mV]	Power Dissipation 1.5 I _n typ. [mW]	Melting I ² t 10.0 I _n typ. [A ² s]	 Order Number
0.16	250	1)	2000	450	300	1	● 0034.5705.11
0.16	250	1)	2000	450	300	1	● 0034.5705.22
0.2	250	1)	1500	400	330	1.73	● 0034.5706.11
0.2	250	1)	1500	400	330	1.73	● 0034.5706.22
0.25	250	1)	1200	330	350	2.53	● 0034.5707.11
0.25	250	1)	1200	330	350	2.53	● 0034.5707.22
0.315	250	1)	1000	300	360	4.17	● 0034.5708.11
0.315	250	1)	1000	300	360	4.17	● 0034.5708.22
0.4	250	1)	900	225	400	5.2	● 0034.5709.11
0.4	250	1)	900	225	400	5.2	● 0034.5709.22
0.5	250	1)	800	250	440	7.9	● 0034.5710.11
0.5	250	1)	800	250	440	7.9	● 0034.5710.22
0.63	250	1)	700	200	470	13.7	● 0034.5711.11
0.8	250	1)	500	160	540	19.6	● 0034.5712.11
0.8	250	1)	500	160	540	19.6	● 0034.5712.22
1	250	1)	250	150	540	19.4	● 0034.5713.11
1	250	1)	250	150	540	19.4	● 0034.5713.22
1.25	250	1)	200	105	350	63	● 0034.5714.11
1.25	250	1)	200	105	350	63	● 0034.5714.22
1.6	250	1)	200	100	650	87	● 0034.5715.11
1.6	250	1)	200	100	650	87	● 0034.5715.22
2	250	1)	200	100	800	124	● 0034.5716.11
2	250	1)	200	100	800	124	● 0034.5716.22
2.5	250	1)	150	90	850	258	● 0034.5717.11
2.5	250	1)	150	90	850	258	● 0034.5717.22
3.15	250	1)	100	90	1000	395	● 0034.5718.11
3.15	250	1)	100	90	1000	395	● 0034.5718.22
4	250	1)	100	80	1150	410	● 0034.5719.11

Rated Current [A]	Rated Voltage [VAC]	Breaking Capacity	Voltage Drop 1.0 In max. [mV]	Voltage Drop 1.0 In typ. [mV]	Power Dissipation 1.5 I _n typ. [mW]	Melting I ² t 10.0 Intyp. [A ² s]	Order Number
4	250	1)	100	80	1150	410 ●	0034.5719.22

Most Popular.

Availability for all products can be searched real-time: <https://www.schurter.com/en/Stock-Check/Stock-Check-SCHURTER>

1) 35 A @ 250 VAC

Packaging Unit	
	.xx = .11 Plastic Bag (100 pcs.)
	.xx = .22 Blister Tape 33 cm Reel (1000 pcs.)