ENG. NO SD-52518-***1

EDP NO. —//—

:MM DIMENSIONS IN METRIC DO NOT SCALE DRAWING

NOTES :

1. MATERIAL
   HOUSING : GLASS FILLED LCP,UL94V-0
   COLOR:BLACK
   TERMINAL : PHOSPHOR BRONZE
   METAL PEG : PHOSPHOR BRONZE
2. PLATING ★★★
3. CONTACT AREA : GOLD ★★★ ★★★μM MIN.
4. SOLDER AREA : TIN-LEAD ★★★★μM MIN.
5. UNDER-PLATE : NICKEL ★★★★μM MIN.
6. RECOMMENDED P.C.B. THICKNESS : 1.6
7. TO MATE WITH 52520-***1
8. BOARD TO BOARD SPACING TO BE 12.5mm

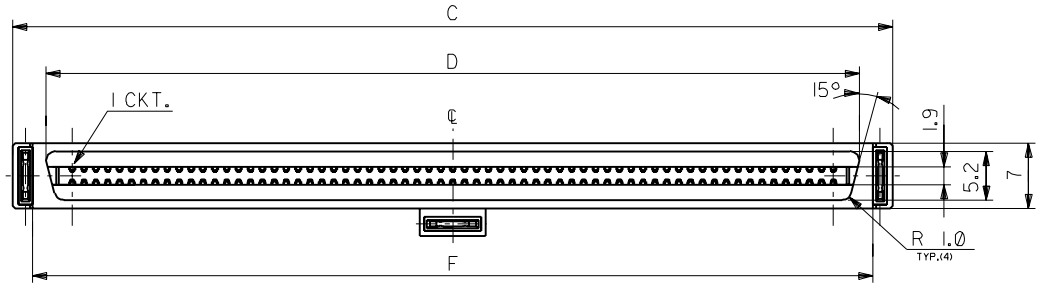

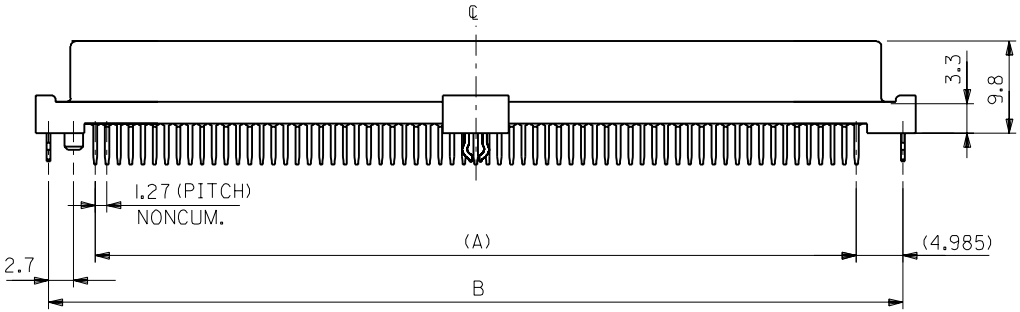

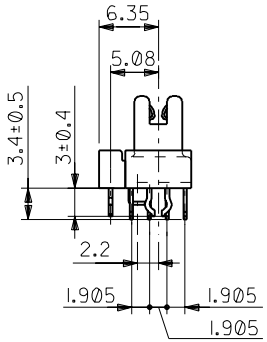

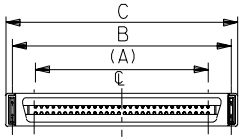

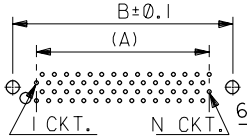

60,68,100,120 CKTS.

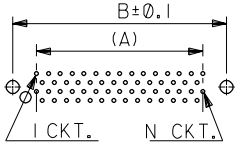

30,50 CKTS.

89.75	86.82	93.95	91.25	81.28	52518-1301	130
83.40	80.47	87.60	84.90	74.93	-1201	120
70.70	67.77	74.90	72.20	62.23	-1001	100
58.00	55.07	62.20	59.50	49.53	-0801	80
50.38	47.45	54.58	51.88	41.91	-0681	68
45.30	42.37	49.50	46.80	36.83	-0601	60
38.95	36.02	43.15	40.45	30.48	-0501	50
26.25	23.32	30.45	27.75	17.78	52518-0301	30
F	D	C	B	(A)	ENG. NO.	CKTS.

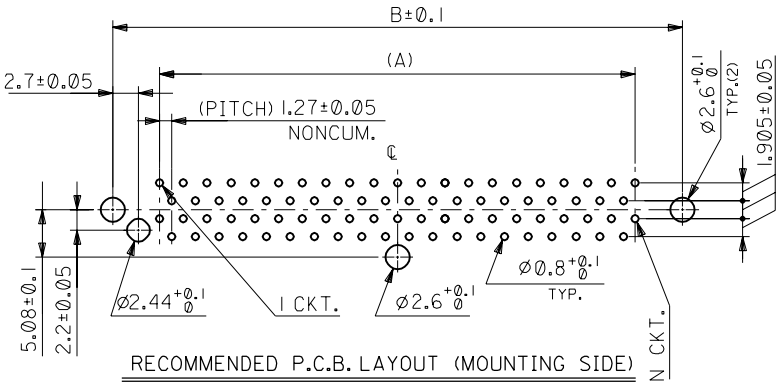

RECOMMENDED P.C.B. LAYOUT (MOUNTING SIDE)

(SCALE:2-1)

130 CKT.

(METRIC)

角度 ANGLE	±3°
30 以上 OVER	±0.3
10 以上 OVER 30 未満 UNDER	±0.25
10 未満 UNDER	±0.2
一般公差 GENERAL TOLERANCES	

記号 LTR	変更内容 REVISION RECORD	DR. CHK.	日付 DATE
A	RELEASED (T10136)	Y.I. H.I.	91/05/31

REVISE ONLY ON CAD SYSTEM

材料 MATERIAL: SEE NOTES.

仕上げ FINISH: SEE NOTES.

適用電線範囲 WIRE RANGE: —//—

被覆外径 INS. RANGE: —//—

DRAWN BY: 91/03/12

CHK'D BY:

APP'D BY:

尺度 SCALE: 2-1

MOLEX-JAPAN CO.,LTD. 日本モレックス株式会社

EDP. NO. —//—

ENG. NO. SD-52518-***1 REV A

TITLE 名称: 1.27 B TO B STRAIGHT REC. HS'G ASS'Y

THIS DRAWING CONTAINS INFORMATION THAT IS PROPRIETARY TO MOLEX(JAPAN) AND SHOULD NOT BE USED WITHOUT WRITTEN PERMISSION
本図面は日本モレックス（株）の所有する情報を含むもので当社の許可なく複製を禁止する。

MXJ-8

ZF3:E110,0,0021SA5251B.DGN