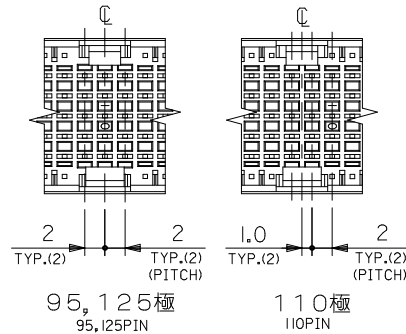
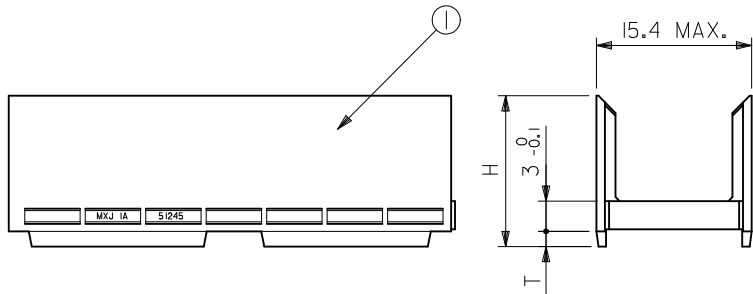
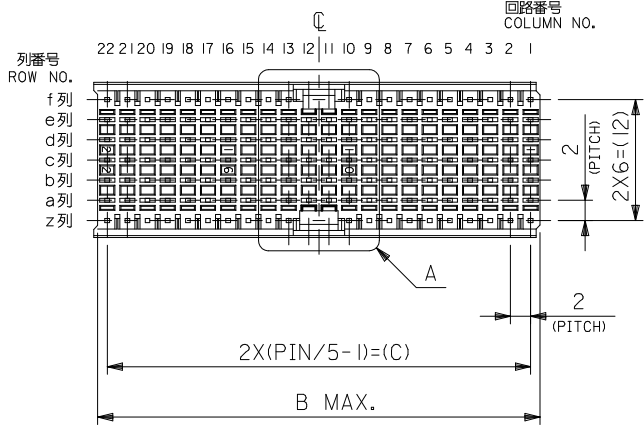
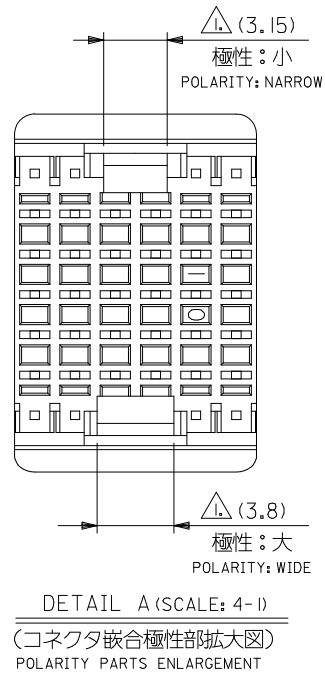


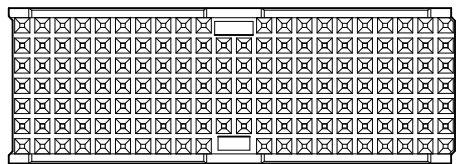
番号 NO.	部品 PART NAME	材質 MATERIAL	仕上げ FINISH
①	シュラウド SHROUD	液晶ポリマー、ミネラル強化、自然色(白)、UL94V-0 LIQUID CRYSTAL POLYMER, MINERAL-REINFORCED, NATURAL(WHITE), UL94V-0	—



DETAIL A
(コネクタ嵌合極性部)
POLARITY PARTS



DETAIL A (SCALE: 4-1)
(コネクタ嵌合極性部拡大図)
POLARITY PARTS ENLARGEMENT



48	50	13.45	0	4.5 ~ 5.6	51245-9250	125
C	B	H	T	適合基板厚 (mm) APPLICABLE PCB THICKNESS	MATERIAL NO.	極数 PIN

REVISED EC NO: J2011-1688 DRW:KKADONO CHKD:CHIKANO APPR:MYAGI	2011/06/07	2011/06/07	2011/06/09	DESCRIPTION GENERAL TOLERANCES (UNLESS SPECIFIED)	DIMENSION STYLE MM ONLY	SCALE 2:1	DESIGN UNITS METRIC	THIRD ANGLE PROJECTION	
	10 UNDER	±0.2	DRAWN BY Y. TETSUKA		DATE '02/04/03	TITLE 'MZP"B/B CONN.SHROUD AB			
	10 OVER 30 UNDER	±0.25	CHECKED BY A. NODA		DATE '02/04/03	APPROVED BY A. NODA			
	30 OVER	±0.3	DATE '02/04/03		MATERIAL NO. SEE TABLE				
	ANGULAR ±3 °	DRAFT WHERE APPLICABLE MUST REMAIN WITHIN DIMENSIONS			SIZE A3	DOCUMENT NO. SD-51245-002			
					THIS DRAWING CONTAINS INFORMATION THAT IS PROPRIETARY TO MOLEX INCORPORATED AND SHOULD NOT BE USED WITHOUT WRITTEN PERMISSION				

注記
NOTE

△ コネクタ嵌合極性部の実装向きは注意のこと。
BE CAREFUL THE DIRECTION OF THE POLARITY PARTS.

2. ELV AND RoHS COMPLIANT