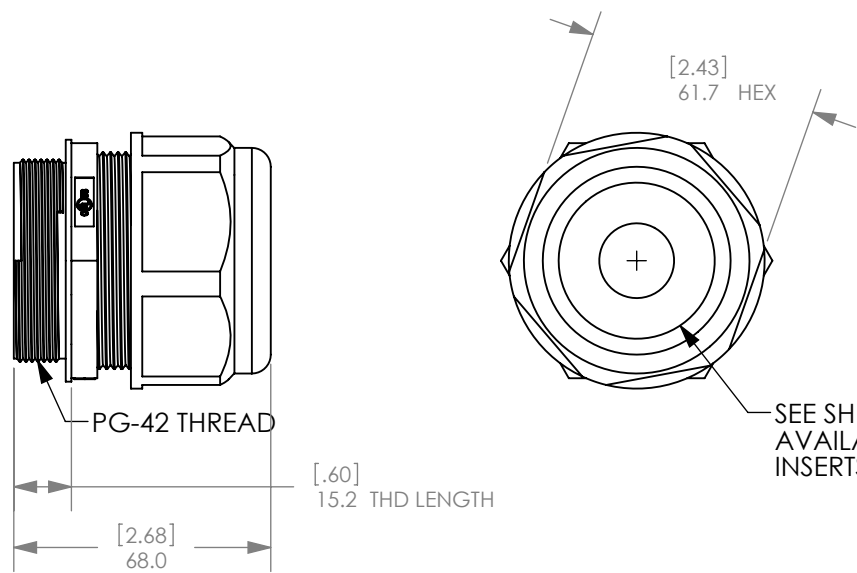
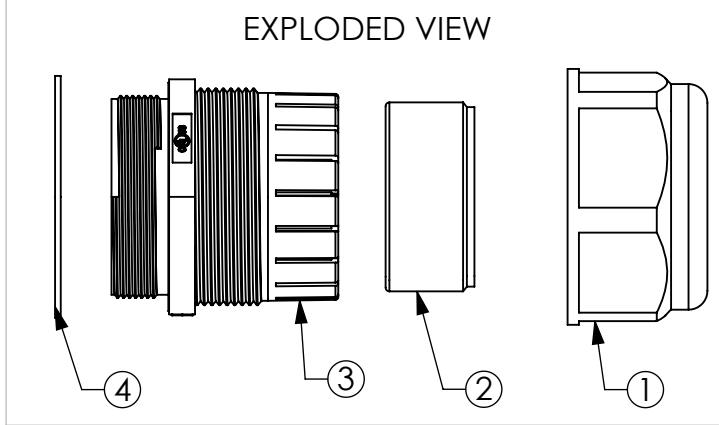
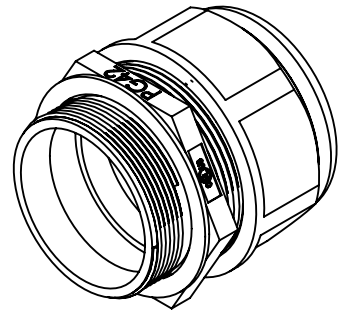


THE INFORMATION CONTAINED IN THIS DRAWING IS THE SOLE PROPERTY OF ANDERSON POWER PRODUCTS. ANY REPRODUCTION IN PART OR WHOLE WITHOUT THE WRITTEN PERMISSION OF ANDERSON POWER PRODUCTS IS PROHIBITED.

Copyright 2010

ANDERSON POWER PRODUCTS RESERVES THE RIGHT TO ALTER PRODUCT TYPES, THEIR TECHNICAL DATA, DIMENSION, STYLE AND ACCESSORIES WITHOUT PRIOR NOTIFICATION.



ITEM	QTY	DESCRIPTION	MATERIAL
1	1	CABLE SEALING NUT	NYLON, BLACK, UL94 V-2
2	1	WIRE SEAL	EPDM, BLACK
3	1	PG GLAND BODY	NYLON, BLACK, UL94 V-2
4	1	GASKET	EPDM, BLACK

SEE SHEET 2 FOR LIST OF PART NUMBERS AND WIRE SEAL ARRANGEMENTS

- NOTES:**
- GLANDS FOR USE ON EXTREME POWER OR HIGH POWER SPEC PAK™ ONLY
 - ALL MATERIALS RoHS COMPLIANT
 - REFER TO ASSEMBLY INSTRUCTION 1S6529 OR 1S6554

DIMENSIONS ARE IN:	MM [INCH]	APPROVALS		<p>ANDERSON POWER PRODUCTS</p> <p>TITLE</p> <p>PG-42 CABLE SEALING GLANDS FOR SPEC PAK™</p>
UNLESS OTHERWISE STATED		DRAWN	CMS 12/20/2010	
TOLERANCES:		CHECKED	LLD 12/21/2010	
DECIMALS (INCH)	DECIMALS (MM)	ANGLES		
.XX ±.02	.X ±.5	±2°		
SURFACE FINISH:		MFG APPRV	CHB 12/21/2010	
MACHINED 128 [3.2] ✓		QC APPRV	UFN 12/21/2010	
MOLDED 64 [1.6] ✓		ENG APPRV	BD 12/21/2010	
MATERIAL:		SIZE	A	DWG NO.
FINISH:		SCALE	NONE	115053S1
		-CAD GENERATED DRAWING- DO NOT MANUALLY UPDATE DO NOT SCALE		REV.
		CADFILE	03360	2
		SHEET	1 OF 2	

REV.	DESCRIPTION	APPRV	DATE
2	ECRN-15369 UPDATED CABLE SEALING RANGE	CMS	3/28/2013
1	ECRN 15228: ADD PL4P42-12-5CX AND PL6P42-9-7CX	CMS	8/28/2012
REVISIONS			

8 7 6 5 4 3 2 1

THE INFORMATION CONTAINED IN THIS DRAWING IS THE SOLE PROPERTY OF ANDERSON POWER PRODUCTS. ANY REPRODUCTION IN PART OR WHOLE WITHOUT THE WRITTEN PERMISSION OF ANDERSON POWER PRODUCTS IS PROHIBITED.

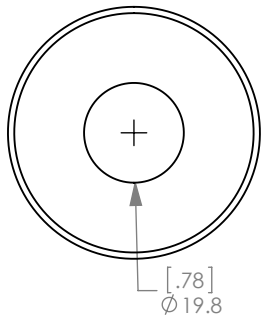
Copyright 2010

ANDERSON POWER PRODUCTS RESERVES THE RIGHT TO ALTER PRODUCT TYPES, THEIR TECHNICAL DATA, DIMENSION, STYLE AND ACCESSORIES WITHOUT PRIOR NOTIFICATION.

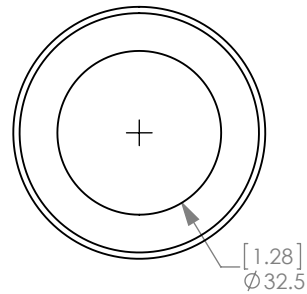
D

D

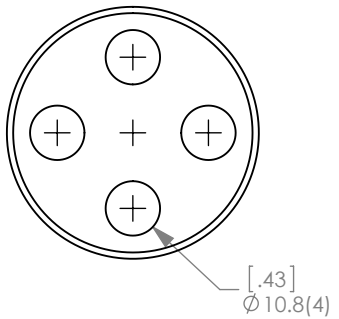
PL1P42-19X



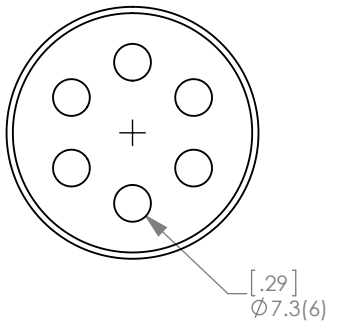
PL1P42-32X



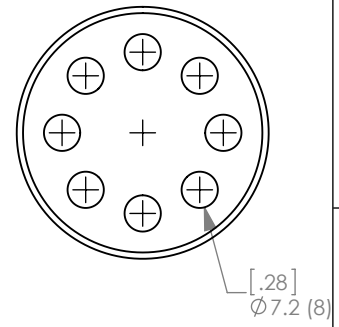
PL4P42-10X



PL6P42-7X



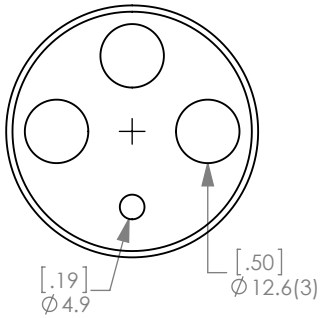
PL8P42-7X



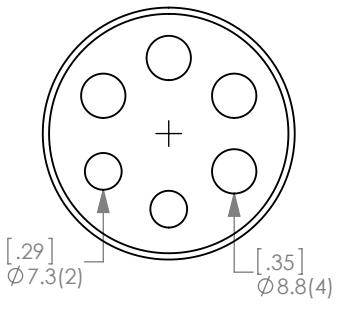
C

C

PL4P42-12-5CX



PL6P42-9-7CX



B

B

GLAND P/N	SPEC PAK CODE	WIRE SEALING RANGE			
		mm		INCHES	
		MIN	MAX	MIN	MAX
PL1P42-19X	PS01	16.0	19.5	0.63	0.77
PL1P42-32X	PS02	26.0	32.0	1.02	1.26
PL4P42-10X	PM46	8.5	10.5	0.33	0.41
PL6P42-7X	PM66	5.5	7.1	0.22	0.28
PL8P42-7X	PM86	5.8	7.0	0.23	0.28
PL4P42-12-5CX	N/A	11.0	12.4	0.43	0.49
		3.8	4.7	0.15	0.19
PL6P42-9-7CX	N/A	7.5	8.6	0.30	0.34
		6.0	7.0	0.24	0.28

A

A

DIMENSIONS ARE IN:	MM [INCH]	APPROVALS		ANDERSON POWER PRODUCTS TITLE PG-42 CABLE SEALING GLANDS FOR SPEC PAK™
UNLESS OTHERWISE STATED		DRAWN	CMS 12/20/2010	
TOLERANCES:		CHECKED	LLD 12/21/2010	
DECIMALS (INCH) .XX ± .02		MFG APPRV	CHB 12/21/2010	
DECIMALS (MM) .X ± .5		QC APPRV	UFN 12/21/2010	
ANGLES ±2°		ENG APPRV	BD 12/21/2010	
SURFACE FINISH:		SIZE	A	
MACHINED 128 [3.2] ✓		DWG NO.	115053S1	
MOLDED 64 [1.6] ✓		REV.	2	
MATERIAL:		SCALE	NONE	
FINISH:		CADFILE	03360	
3rd ANGLE PROJECTION		SHEET	2 OF 2	
-CAD GENERATED DRAWING- DO NOT MANUALLY UPDATE DO NOT SCALE				

REV.	DESCRIPTION	APPRV	DATE
-	See Sheet1	-	-
REVISIONS			

8 7 6 5 4 3 2 1