




# Pletronics, Inc.

19013 36th Ave. W, Suite H • Lynnwood, WA 98036 USA

Manufacturer of High Quality Frequency Control Products

## SQ3345, SQ2245 CMOS Series

- SQ3345: CMOS with Enable/ Disable, SQ2245 without Enable/Disable
- Half Size (8 Pin DIP) Thru-Hole Metal Clock Oscillator



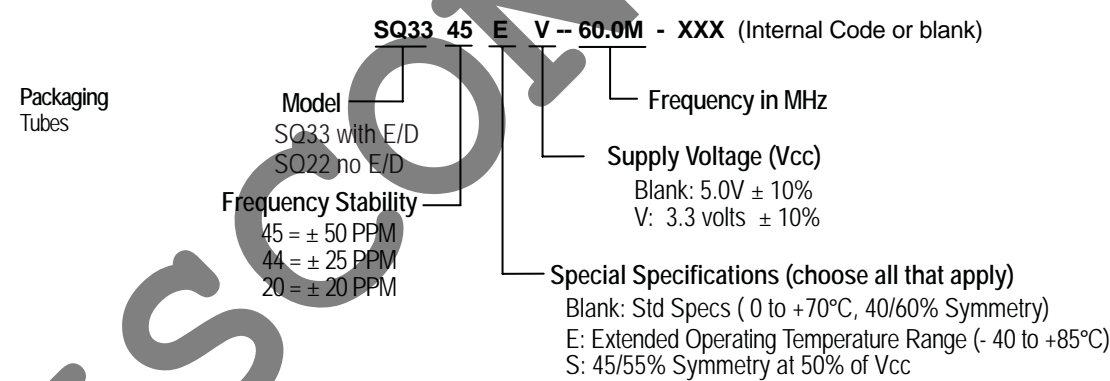
650 kHz – 69.999 MHz

### Standard Specifications

Overall Frequency Stability	± 50 PPM, ± 25 PPM, ± 20 PPM over Operating Temperature Range
Operating Temperature Range	0 to +70°C is standard, but can be extended to - 40 to +85°C for certain frequencies
Supply Voltage (Vcc)	5.0 volts and 3.3 volts available
Symmetry (Duty Cycle)	40/60 to 60/40% is standard, but 45/55% at 50% of Vcc is also available (see Waveform 1)
Logic Levels	Logic "1" 90% of Vcc MIN; Logic "0" 10% of Vcc MAX
Output Load	Standard load is 15 pF (typ. 1 ASIC) maximum, see Test Circuit 3 (consult factory for heavier loads)
SQ33: Enable/Disable Option (E/D)	Output enabled when Pin #1 is open or at Logic "1"; Output disabled when Pin #1 is at Logic "0".

Frequency Range (MHz)	Max. Supply Current Icc (mA) w/ 15pF load		Rise and Fall Time Tr & Tf (nS) w/ 15pF load	
	3.3V	5.0V	Typical	Maximum
	0.650 – 10.000	7	10	3.0
10.001 – 25.999	10	20	2.5	3.5
26.000 – 34.999	15	25	2.5	3.5
35.000 – 50.000	20	30	2.5	3.5
50.001 – 69.999	25	35	2.5	3.5

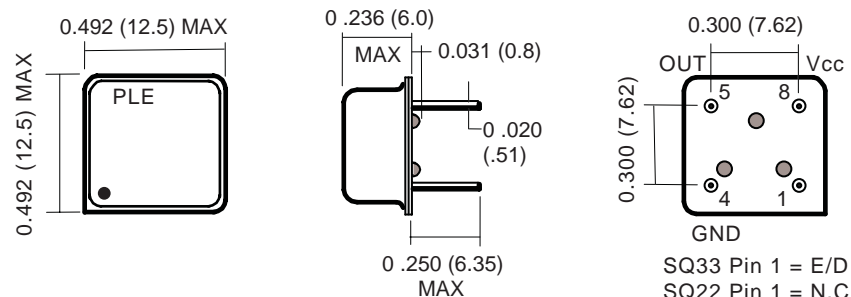
### Part Numbering Guide



Consult factory for available frequencies and specs. Not all options available for all frequencies. A special part number may be assigned. Frequency Stability is inclusive of frequency shifts due to calibration, temperature, supply voltage, shock, vibration and load

### Mechanical: inches (mm) not to scale

Due to part size and factory abilities, part marking may vary from lot to lot and may contain our part number or an internal code.



Nov 2006