

APDA04-41MWFA

WHITE

Features

- 0.4INCH DIGIT HEIGHT.
- LOW CURRENT OPERATION.
- EXCELLENT CHARACTER APPEARANCE.
- I.C. COMPATIBLE
- MECHANICALLY RUGGED.
- STANDARD : GRAY FACE, YELLOW FLUORESCENT SEGMENT.
- PACKAGE : 500PCS/REEL.

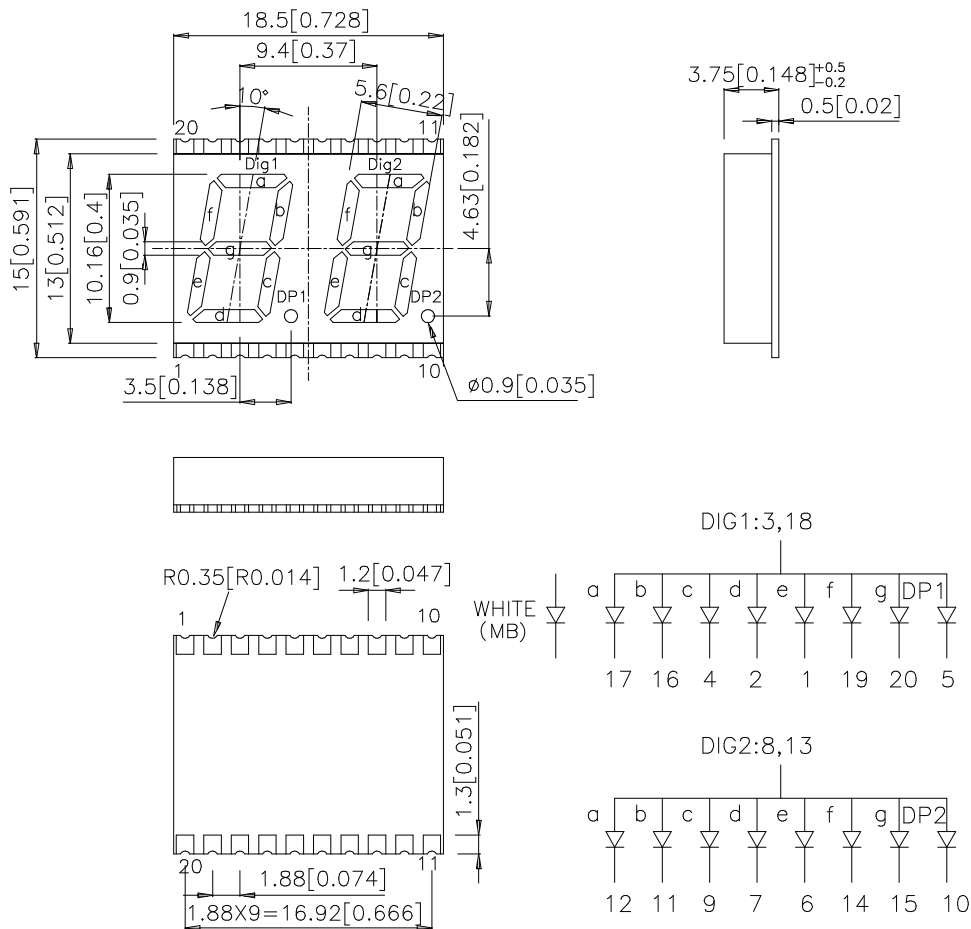
Description

The source color devices are made with GaN on SiC Light Emitting Diode.

Static electricity and surge damage the LEDs. It is recommended to use a wrist band or anti-electrostatic glove when handling the LEDs.

All devices, equipment and machinery must be electrically grounded.

Package Dimensions & Internal Circuit Diagram



Notes:

1. All dimensions are in millimeters (inches), Tolerance is $\pm 0.25(0.01)$ unless otherwise noted.
2. Specifications are subject to change without notice.

Selection Guide

Part No.	Dice	Lens Type	Iv (ucd) @ 20 mA		Description
			Min.	Typ.	
APDA04-41MWFA	WHITE (GaN)	YELLOW FLUORESCENT	4000	16200	Common Anode, Rt. Hand Decimal

Electrical / Optical Characteristics at T_A=25°C

Symbol	Parameter	Device	Typ.	Max.	Units	Test Conditions
V _F	Forward Voltage	White	3.8	4.5	V	I _F =20mA
I _R	Reverse Current	White		10	uA	V _R = 5V
X	Chromaticity Coordinates	White	0.33			
Y			0.34			
C	Capacitance	White	100		pF	V _F =0V, f=1MHz

Absolute Maximum Ratings at T_A=25°C

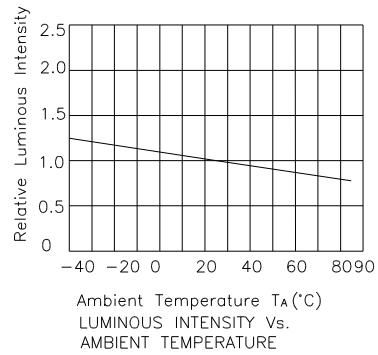
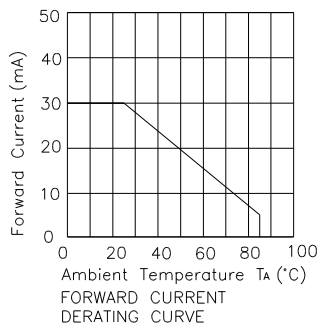
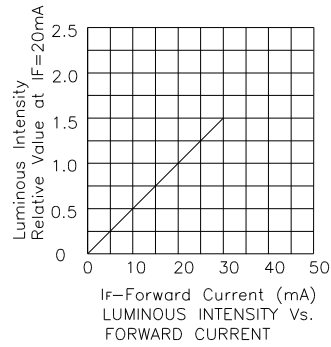
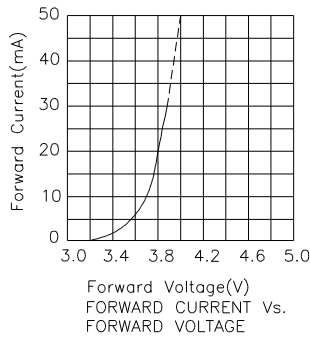
Parameter	White	Units
Power dissipation	105	mW
DC Forward Current	30	mA
Peak Forward Current [1]	150	mA
Reverse Voltage	5	V
Operating/Storage Temperature	-40°C To +85°C	

Note:

1. 1/10 Duty Cycle, 0.1ms Pulse Width.

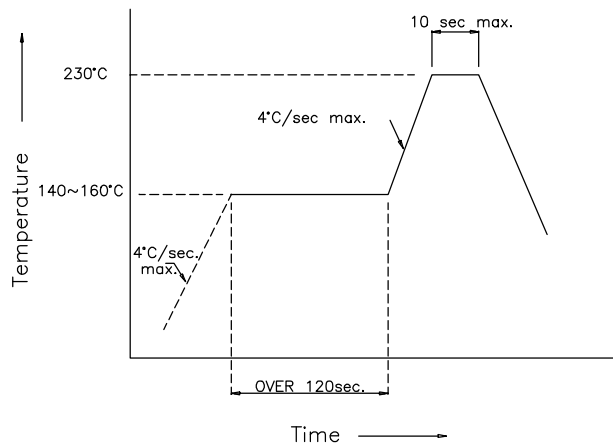
White

APDA04-41MWFA

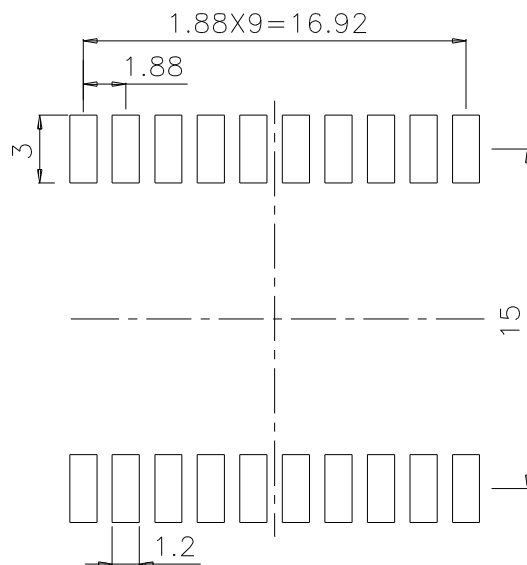


APDA04-41MWFA SMT Reflow Soldering Instruction

Number of reflow process shall be less than 2 times and cooling process to normal temperature is required between first and second soldering process.



Recommended Soldering Pattern (Units : mm)



Tape Specification (Units : mm)

