



■ Features :

- True sine wave output (THD<3%)
- High surge power up to 400W
- High efficiency up to 88%
- Fanless design, cooling by free air convection
- Built-in remote ON-OFF control
- Front panel indicator for operation status
- Power ON-OFF switch
- Protections: Bat. low alarm / Bat. low shutdown / Over voltage / Over temp / Output short / Input reverse polarity / Overload
- Application : Home appliance, power tools, office and portable equipment, vehicle and yacht ...etc.
- 3 years warranty



SPECIFICATION

MODEL		TS-200-112□	TS-200-124□	TS-200-148□	TS-200-212□	TS-200-224□	TS-200-248□
OUTPUT	RATED POWER	200W					
	MAXIMUM OUTPUT POWER	230W for 180 sec. / 300W for 10 sec. / surge power 400W for 30 cycles(typ.)					
	AC VOLTAGE	Factory setting set at 110VAC 100 / 110 / 115 / 120VAC selectable by setting button S.W			Factory setting set at 230VAC 200 / 220 / 230 / 240VAC selectable by setting button S.W		
	FREQUENCY	60±0.1Hz 50/60Hz selectable by setting button			50±0.1Hz 50/60Hz selectable by setting button		
	WAVEFORM	True sine wave (THD<3%) at rated input voltage					
	AC REGULATION <small>Note.1</small>	±3.0% at rated input voltage					
	FRONT PANEL INDICATOR	Operation status ; Green : normal, Orange(flashing) : remote control OFF, Red : abnormal					
INPUT	BAT. VOLTAGE	12V	24V	48V	12V	24V	48V
	VOLTAGE RANGE (Typ.) <small>Note.3</small>	10.5 ~ 15VDC	21 ~ 30VDC	42 ~ 60VDC	10.5 ~ 15VDC	21 ~ 30VDC	42 ~ 60VDC
	DC CURRENT (Typ.)	20A	10A	5A	20A	10A	5A
	NO LOAD CURRENT DRAW (Typ.)	1.25A	0.63A	0.32A	1.25A	0.63A	0.62A
	OFF MODE CURRENT DRAW	≤ 1mA					
	EFFICIENCY (Typ.) <small>Note.1</small>	86%	87.5%	88%	86%	87.5%	88%
BATTERY TYPES	Open & sealed Lead Acid						
BATTERY INPUT PROTECTION	FUSE	30A*2	30A*1	15A*1	30A*2	30A*1	15A*1
	BAT. LOW ALARM	11.3±4%	22.5±4%	45±4%	11.3±4%	22.5±4%	45±4%
	BAT. LOW SHUTDOWN	10.5±4%	21±4%	42±4%	10.5±4%	21±4%	42±4%
	BAT. POLARITY	By internal fuse open					
OUTPUT PROTECTION	OVER TEMPERATURE	85°C±5°C	80°C±5°C	80°C±5°C	85°C±5°C	80°C±5°C	80°C±5°C
	OUTPUT SHORT	Protection type : Shut down o/p voltage, re-power on to recover; by internal RTH1 detect power transistor					
	OVER LOAD (Typ.)	105 ~ 115% load for 180 sec., 115% ~ 150% load for 10 sec. Protection type : Shut down o/p voltage, re-power on to recover					
	GFCI PROTECTION	Optional (Only type F)			None		
FUNCTION	REMOTE CONTROL : Open : Normal work ; Short : Remote off						
ENVIRONMENT	WORKING TEMP.	-10 ~ +35°C @ 100% load ; +60°C @ 50% load			-10 ~ +40°C @ 100% load, +60°C @ 50% load		
	WORKING HUMIDITY	20% ~ 90% RH non-condensing					
	STORAGE TEMP., HUMIDITY	-30 ~ +70°C / -22 ~ +158°F, 10 ~ 95% RH					
	VIBRATION	10 ~ 500Hz, 3G 10min./1cycle, 60min. each along X, Y, Z axes					
SAFETY & EMC	SAFETY STANDARDS	Design refer to UL458			None		
	LVD	None			EN60950-1		
	WITHSTAND VOLTAGE	Bat. I/P - AC O/P:3.0KVAC AC O/P - FG:1.5KVAC					
	ISOLATION RESISTANCE	Bat. I/P-AC O/P, AC O/P-FG:100M Ohms / 500VDC / 25°C / 70% RH					
	EMC EMISSION	Compliance to FCC class A			Compliance to EN55022 class A, 72/ 245/ CEE, 95/ 54/ CE, E-Mark		
EMC IMMUNITY	None			Compliance to EN61000-4-2,3,8			
OTHERS	MTBF	106.2K hrs min. MIL-HDBK-217F (25°C)					
	DIMENSION	205*158*59mm (L*W*H)					
	PACKING	1.63Kg; 6pcs/10.8Kg/1.44CUFT					
NOTE	1.Efficiency & AC regulation is tested by 200W, linear load at 13V/26V/52V input voltage. 2.All parameters not specified above are measured at rated load, 25°C of ambient temperature. 3.The tolerance of each voltage value by models is:112/212→±0.5V;124/224→±1V;148/248→±2V						

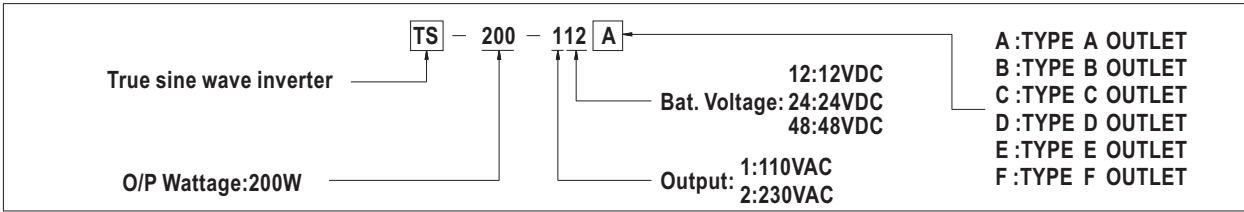
File Name:TS-200-SPEC 2013-01-14

Specifications are subject to change without notice. It is responsibility of each customer to thoroughly test each product and part number under their unique parameters and environments to ensure a product will work properly and reliably.

Click below for more details, to buy on-line or request volume pricing:

<http://power.sager.com/mean-well-TS-200-power-supply.html>

(866) 588-1750
power@sager.com
<http://power.sager.com>



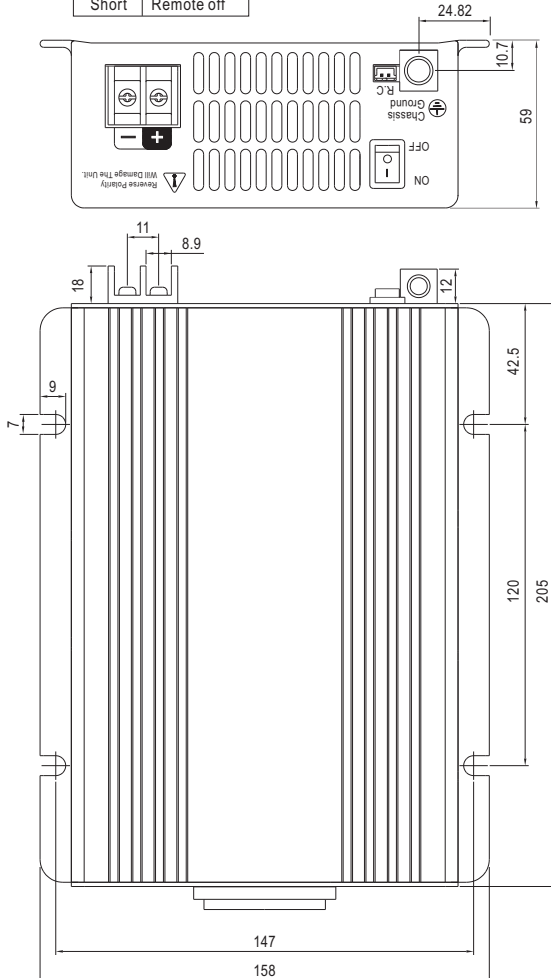
■ AC Output Receptacles (optional)

Receptacle type						
	TYPE-A	TYPE-B	TYPE-C	TYPE-D	TYPE-E	TYPE-F
Country	USA	EUROPE	AUSTRALIA	U.K	JAPAN	GFCI
Certificate	FC	E13 CE	E13 CE	E13 CE	FC	FC

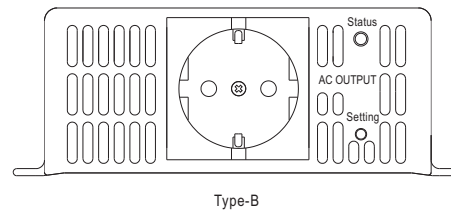
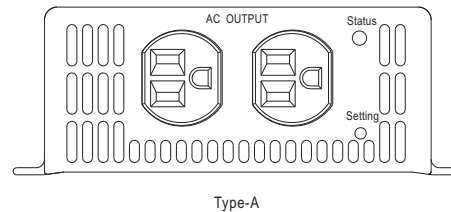
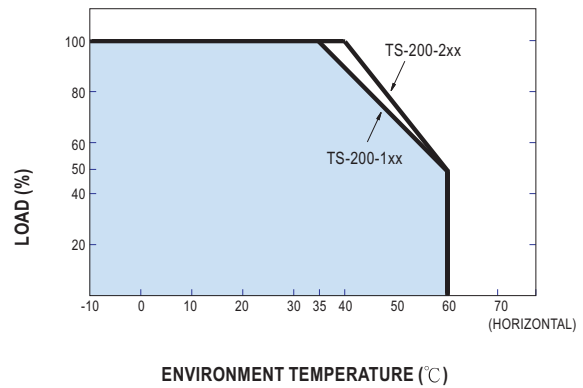
■ Mechanical Specification

R.C Connector : JST B-XH or equivalent

Open	Normal work
Short	Remote off



■ Derating Curve



File Name:TS-200-SPEC 2013-01-14

Specifications are subject to change without notice. It is responsibility of each customer to thoroughly test each product and part number under their unique parameters and environments to ensure a product will work properly and reliably.

Click below for more details, to buy on-line or request volume pricing:
<http://power.sager.com/mean-well-TS-200-power-supply.html>

(866) 588-1750
power@sager.com
<http://power.sager.com>