



60×60×15 mm

San Ace 60 9P type

General Specifications

- Material Frame: Plastic (Flammability: UL 94V-0), Impeller: Plastic (Flammability: UL 94V-1)
- Expected life See the table below. (L10 life: 90% survival rate for continuous operation in free air at 60°C, rated voltage)
- Motor protection function Locked rotor burnout protection, Reverse polarity protection
For details, please refer to p. 529.
- Dielectric strength 50/60 Hz, 500 VAC, for 1 minute (between lead wire conductors and frame)
- Insulation resistance 10 MΩ or more with a 500 VDC megger (between lead wire conductors and frame)
- Sound pressure level (SPL) At 1 m away from the air inlet
- Storage temperature -30 to +70°C (Non-condensing)
- Lead wire ⊕Red ⊖Black or Blue (Sensor) Yellow
- Mass 60 g

Specifications

The models listed below **have ribs and pulse sensors.**

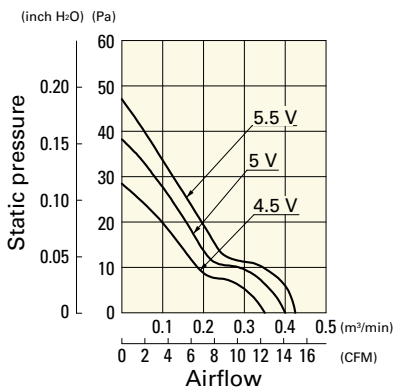
Model no.	Rated voltage [V]	Operating voltage range [V]	Rated current [A]	Rated input [W]	Rated speed [min ⁻¹]	Max. airflow [m ³ /min] [CFM]	Max. static pressure [Pa] [inchH ₂ O]	SPL [dB (A)]	Operating temperature [°C]	Expected life [h]
109P0605H701	5	4.5 to 5.5	0.26	1.3	4100	0.4 14.1	38.2 0.153	32	-20 to +70	60000/60°C
109P0605M701			0.15	0.75	3100	0.3 10.6	22.6 0.091	25		
109P0612K701	12	10.2 to 13.8	0.26	3.12	6500	0.62 21.9	99.3 0.399	45	-20 to +60	40000/60°C
109P0612S701			0.15	1.8	5000	0.48 17.0	58.8 0.236	36		
109P0612H701		7 to 13.8	0.09	1.08	4100	0.4 14.1	38.2 0.153	32		
109P0612M701		10.2 to 13.8	0.07	0.84	3100	0.3 10.6	22.6 0.091	25		
109P0612B701			0.05	0.6	2200	0.21 7.42	11.7 0.047	21		
109P0624J701			0.14	3.36	6200	0.61 21.5	86.5 0.347	44		
109P0624S701	24	14 to 27.6	0.08	1.92	5000	0.48 16.9	58.8 0.236	36	-20 to +70	40000/60°C
109P0624H701			0.06	1.44	4100	0.4 14.1	38.2 0.153	32		
109P0624M701		20.4 to 27.6	0.04	0.96	3100	0.3 10.6	22.6 0.091	25		

Other sensor specifications are available as options. Refer to the index (p. 544).

Airflow - Static Pressure Characteristics

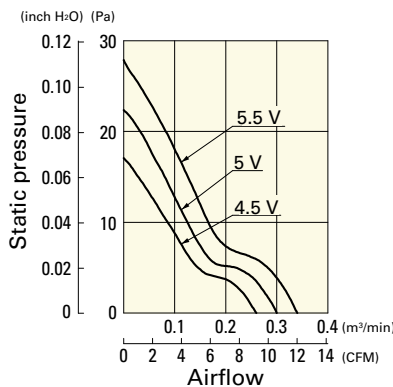
109P0605H701 With pulse sensor

Operating voltage range



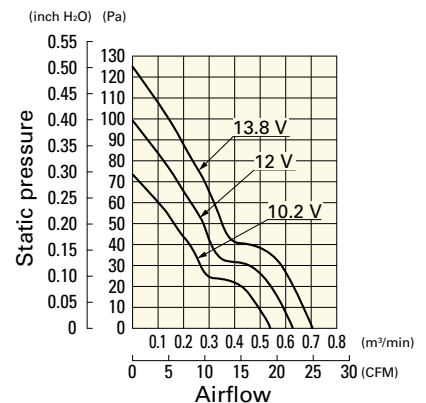
109P0605M701 With pulse sensor

Operating voltage range



109P0612K701 With pulse sensor

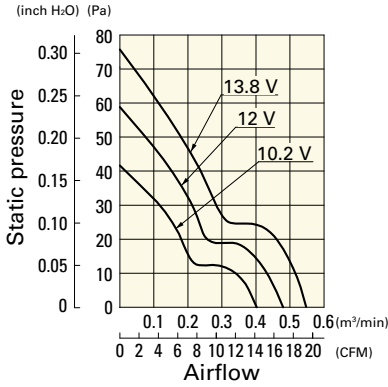
Operating voltage range



Airflow - Static Pressure Characteristics

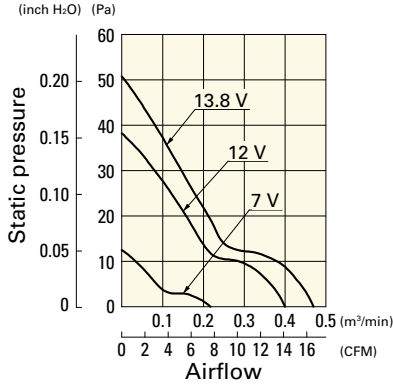
109P0612S701 With pulse sensor

Operating voltage range



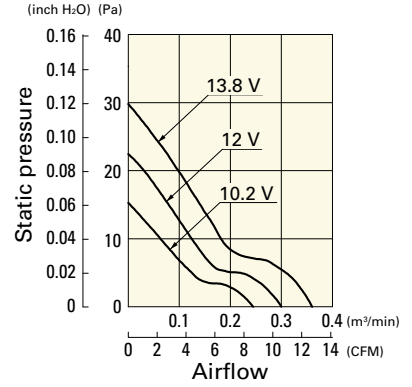
109P0612H701 With pulse sensor

Operating voltage range



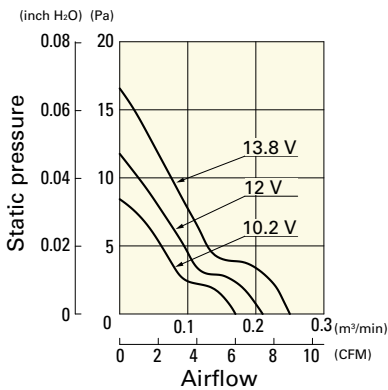
109P0612M701 With pulse sensor

Operating voltage range



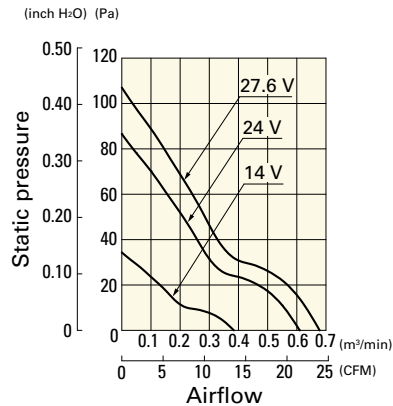
109P0612B701 With pulse sensor

Operating voltage range



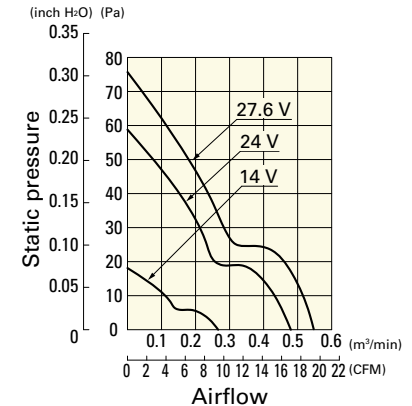
109P0624J701 With pulse sensor

Operating voltage range



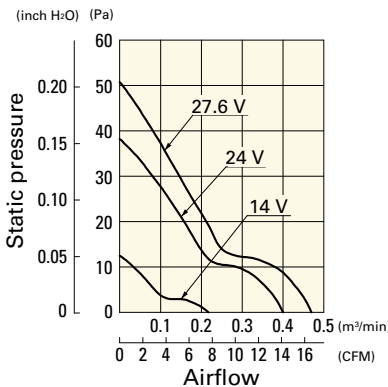
109P0624S701 With pulse sensor

Operating voltage range



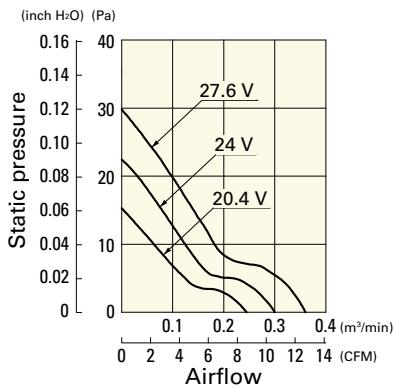
109P0624H701 With pulse sensor

Operating voltage range

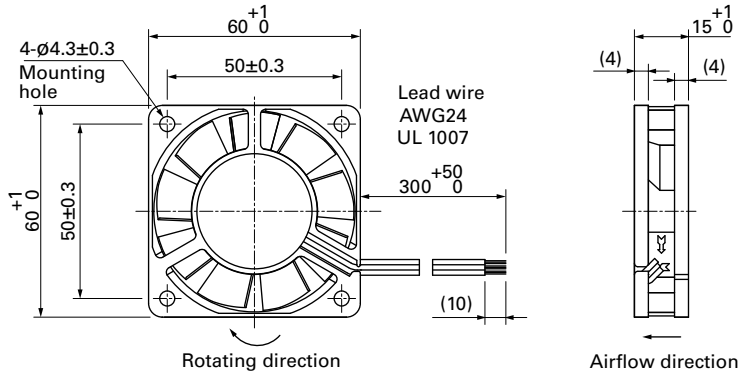


109P0624M701 With pulse sensor

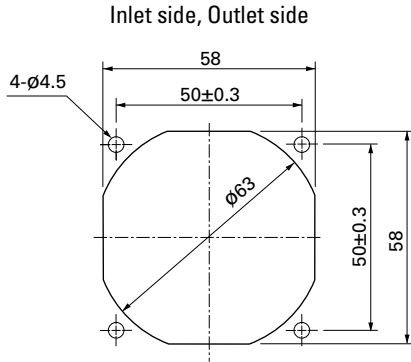
Operating voltage range



■ Dimensions (unit: mm)



■ Reference Dimensions of Mounting Holes and Vent Opening (unit: mm)



■ Options

Finger guards

page: p. 513

Model no.: 109-139E, 109-139H

Resin finger guards

page: p. 520

Model no.: 109-1003G

Resin filter kits

page: p. 521

Model no.: 109-1003F13 (13PPI), 109-1003F20 (20PPI),
109-1003F30 (30PPI), 109-1003F40 (40PPI)