

4

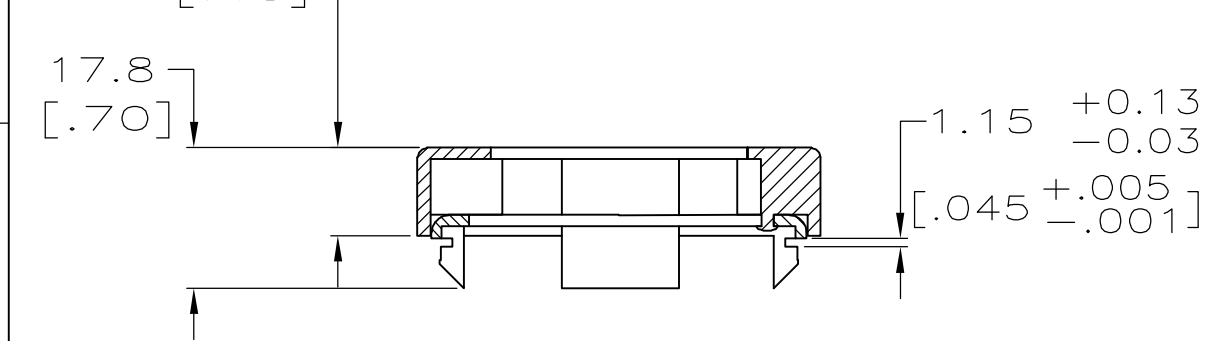
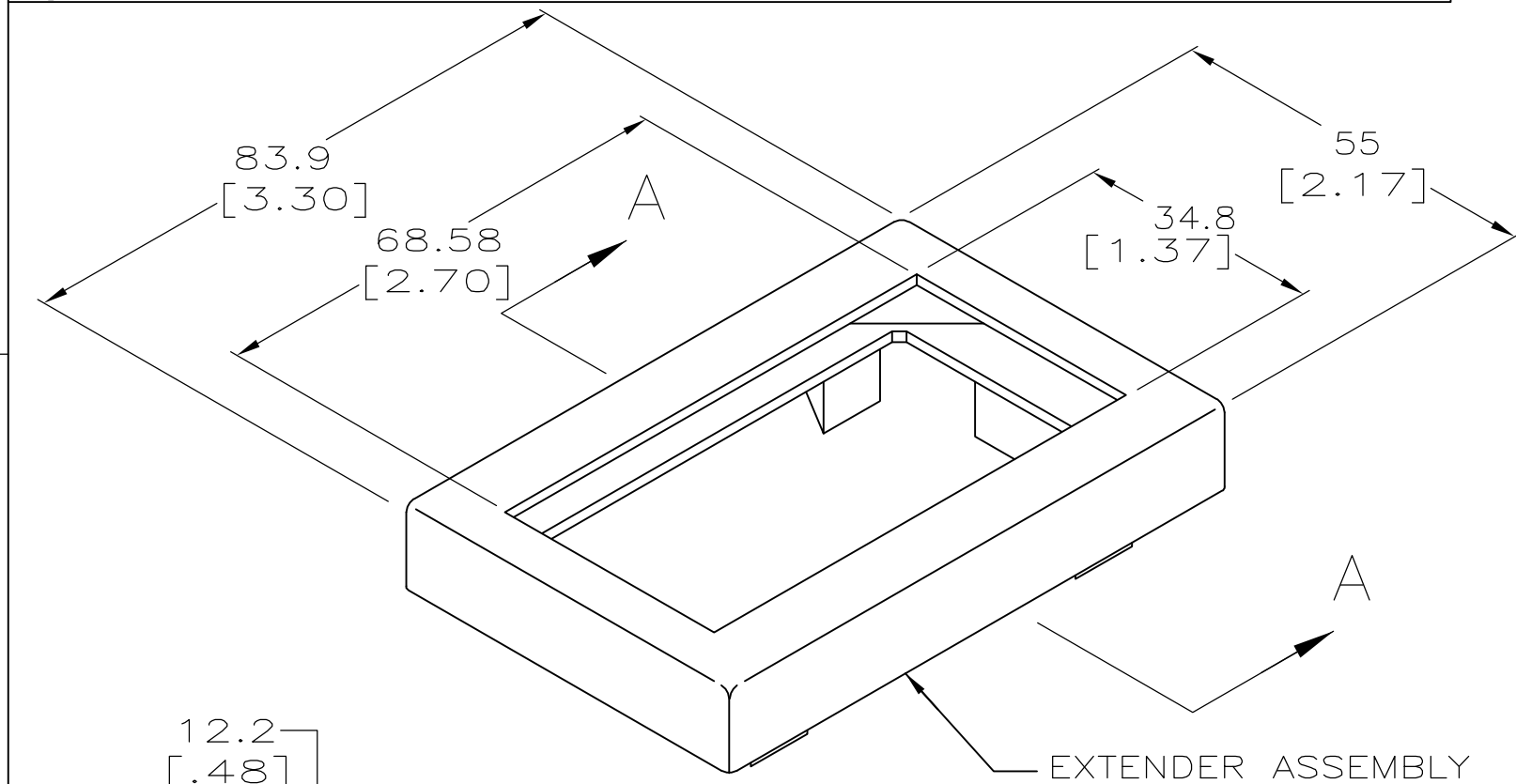
3

2

1

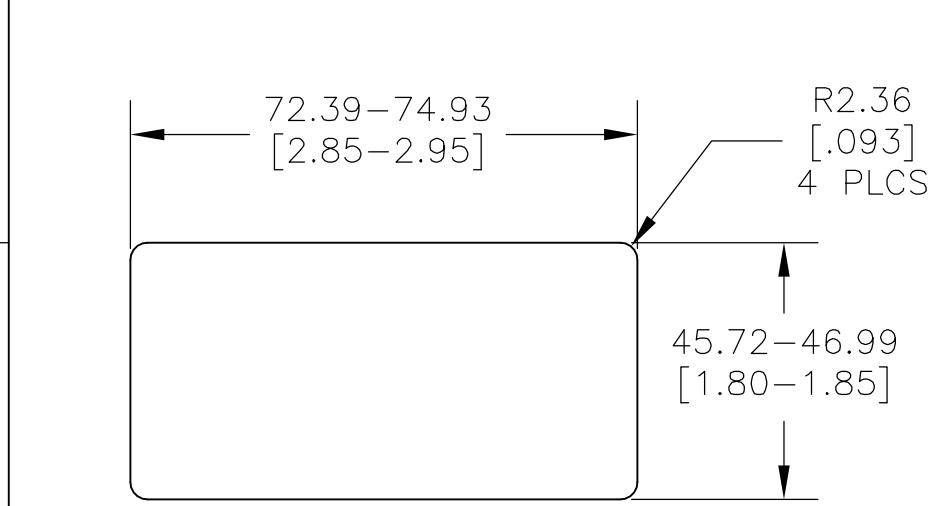
THIS DRAWING IS UNPUBLISHED. RELEASED FOR PUBLICATION  
 © COPYRIGHT - BY TYCO ELECTRONICS CORPORATION. ALL RIGHTS RESERVED.

LOC	DIST	REVISIONS					
		P	LTR	DESCRIPTION	DATE	DWN	APVD
HM	00		A	REV; EC 0210-0914-95	12-15-95	LM	NJ
			B	REV-ECR-07-002108	29JAN07	LH	GB



- 1. DIMENSIONS ARE MAXIMUM UNLESS OTHERWISE SPECIFIED.
- 2. MATERIAL: EXTENDER ASSEMBLY- POLYCARBONATE MOLDING COMPOUND, 94V-0 RATED, SEE TABLE FOR COLOR. TUBING- BLACK POLYOLEFIN.
- 3. KIT SHIPPED NOT ASSEMBLED EXCEPT AS SHOWN.
- 4. PANEL THICKNESS: 1.14[.045] MAX.

SECTION A-A  
 ROTATED 30° CCW



RECOMMENDED PANEL CUTOUT  
 SCALE: 1:1

NEMA GRAY	558489-4
LT. ALMOND	558489-2
BLACK	558489-1
COLOR	PART NO.

THIS DRAWING IS A CONTROLLED DOCUMENT.		DWN K. TILLMAN/UTA 3-28-94	Tyco Electronics Corporation Harrisburg, PA 17105-3608	
DIMENSIONS: MM [INCHES]		CHK D. HUSSEY 3-28-94		
TOLERANCES UNLESS OTHERWISE SPECIFIED:		APVD -	NAME EXTENDER KIT, KNOLL, FLEXMODE	
0 PLC ± - 1 PLC ± - 2 PLC ± - 3 PLC ± - 4 PLC ± - ANGLES ± -		PRODUCT SPEC -	APPLICATION SPEC -	
MATERIAL -		FINISH -	SIZE 408-3314	RESTRICTED TO -
			WEIGHT -	SIZE CAGE CODE DRAWING NO A3 00779 C-558489
CUSTOMER DRAWING			SCALE 1:1	SHEET 1 OF 1
			REV B	