






miniMATE®



IPR1-06-D



T1M74-L-01-F

(2.54 mm) .100"

IPR1, T1M74-L, T1M74-R, MRTD, MRTDT SERIES

# DISCRETE WIRE COMPONENTS & TOOLING

## SPECIFICATIONS

For complete specifications see [www.samtec.com?IPR1](http://www.samtec.com?IPR1), [www.samtec.com?T1M74-L](http://www.samtec.com?T1M74-L) or [www.samtec.com?T1M74-R](http://www.samtec.com?T1M74-R)

## RECOGNITIONS

For complete scope of recognitions see [www.samtec.com/quality](http://www.samtec.com/quality)



## TOOLING

- Hand Tool: CAT-HT-174-2030-13
- Mini Applicator (20-24 AWG): CAT-MC-174-2024-XX-01
- Mini Applicator (26-30 AWG): CAT-MC-174-2630-XX-01
- Extraction Tool: CAT-EX-74-01

TYPE	PINS PER ROW	D
IPR1 = Body, Loose	-02, -03, -04, -05, -06, -08, -10, -12, -15 (Standard sizes)	-D = Double Row

Insulator Material: Nylon

TYPE	WIRE GAUGE	PLATING OPTION
T1M74-L = Contact, Loose	-01 = 26 to 30 AWG	-F = Gold flash on contact
T1M74-R = Contact, Full Reel (15,300 Parts per Reel)	-02 = 20 to 24 AWG	-L = 10 μ" (0.25 μm) Gold on contact

Contact Material: Phosphor Bronze

Mates with:  
MMSD(T)

## SPECIFICATIONS

For complete specifications see [www.samtec.com?MRTD](http://www.samtec.com?MRTD) or [www.samtec.com?MRTDT](http://www.samtec.com?MRTDT)

**Insulator Material:** Nylon 66  
**Contact Material:** Phosphor Bronze  
**Plating:** Au or Sn over 50 μ" (1.27 μm) Ni  
**Operating Temp Range:** -40 °C to +105 °C (PVC) -55 °C to +125 °C (\*Teflon®)  
**Wire:** 20 to 30 AWG  
**RoHS Compliant:** Yes

\*DuPont™ Teflon® is a registered trademark of the E. I. du Pont de Nemours and Company or its affiliates.

## RECOGNITIONS

For complete scope of recognitions see [www.samtec.com/quality](http://www.samtec.com/quality)



**Note:** Teflon® cable is intended for crimp only. Contact Samtec for solderable cable applications.

TYPE	PINS PER ROW	WIRE GAUGE	PLATING OPTION	ASSEMBLY LENGTH	PINOUT
MRTD = Double Row PVC Cable	-02, -03, -04, -05, -06,	-20 -20C* -22 -24	-L = 10 μ" (0.25 μm) Gold on contact	- "XX.X" = Assembly Length in Inches Single ended = (76.2 mm) 03.0" min. Double ended = (84.0 mm) 03.3" min.	Leave blank for single ended cable assembly.  -L1 = Plastic Transfer Latch up, straight  -L4 = Plastic Transfer Latch down, straight
MRTDT = Double Row *Teflon® Cable (20, 24, 28 & 30 AWG only)	-08, -10, -12, -15 (Standard sizes)	-24C* -26 -28 -28C* -30	<b>Note:</b> *C specifies color coded cable. See website for color coding.	<b>APPLICATION</b> 	<b>Note:</b> Acceptable panel thickness of (0.84 mm) .0329" to (2.28 mm) .0897"

END 1  
END 2

Due to technical progress, all designs, specifications and components are subject to change without notice.

[WWW.SAMTEC.COM](http://WWW.SAMTEC.COM)

All parts within this catalog are built to Samtec's specifications. Customer specific requirements must be approved by Samtec and identified in a Samtec customer-specific drawing to apply.