



■ Features :

- Universal AC input / Full range
- No load power consumption < 0.3W
- Energy efficiency Level V
- Comply with EISA 2007, NRCAN, AU/NZ MEPS and EU ErP
- 3 pole AC inlet IEC320-C14
- Class I power (with earth pin)
- Protections: Short circuit / Overload / Over voltage
- Pass LPS
- Fully enclosed plastic case
- LED indicator for power on
- 2 years warranty



SPECIFICATION

ORDER NO.	GS25A05-P1J	GS25A07-P1J	GS25A09-P1J	GS25A12-P1J	GS25A15-P1J	GS25A18-P1J	GS25A24-P1J	GS25A28-P1J	GS25A48-P1J																																																																																																				
OUTPUT	<table border="1"> <tr> <td>SAFETY MODEL NO.</td> <td>GS25A05</td> <td>GS25A07</td> <td>GS25A09</td> <td>GS25A12</td> <td>GS25A15</td> <td>GS25A18</td> <td>GS25A24</td> <td>GS25A28</td> <td>GS25A48</td> </tr> <tr> <td>DC VOLTAGE Note.2</td> <td>5V</td> <td>7.5V</td> <td>9V</td> <td>12V</td> <td>15V</td> <td>18V</td> <td>24V</td> <td>28V</td> <td>48V</td> </tr> <tr> <td>RATED CURRENT</td> <td>4.0A</td> <td>2.93A</td> <td>2.77A</td> <td>2.08A</td> <td>1.66A</td> <td>1.38A</td> <td>1.04A</td> <td>0.89A</td> <td>0.52A</td> </tr> <tr> <td>CURRENT RANGE</td> <td>0 ~ 4.0A</td> <td>0 ~ 2.93A</td> <td>0 ~ 2.77A</td> <td>0 ~ 2.08A</td> <td>0 ~ 1.66A</td> <td>0 ~ 1.38A</td> <td>0 ~ 1.04A</td> <td>0 ~ 0.89A</td> <td>0 ~ 0.52A</td> </tr> <tr> <td>RATED POWER (max.)</td> <td>20W</td> <td>22W</td> <td>25W</td> <td>25W</td> <td>25W</td> <td>25W</td> <td>25W</td> <td>25W</td> <td>25W</td> </tr> <tr> <td>RIPPLE & NOISE (max.) Note.3</td> <td>50mVp-p</td> <td>80mVp-p</td> <td>80mVp-p</td> <td>80mVp-p</td> <td>100mVp-p</td> <td>150mVp-p</td> <td>180mVp-p</td> <td>240mVp-p</td> <td>240mVp-p</td> </tr> <tr> <td>VOLTAGE TOLERANCE Note.4</td> <td>±5.0%</td> <td>±5.0%</td> <td>±5.0%</td> <td>±3.0%</td> <td>±3.0%</td> <td>±3.0%</td> <td>±2.0%</td> <td>±2.0%</td> <td>±2.0%</td> </tr> <tr> <td>LINE REGULATION Note.5</td> <td>±1.0%</td> <td>±1.0%</td> <td>±1.0%</td> <td>±1.0%</td> <td>±1.0%</td> <td>±1.0%</td> <td>±1.0%</td> <td>±1.0%</td> <td>±1.0%</td> </tr> <tr> <td>LOAD REGULATION Note.6</td> <td>±5.0%</td> <td>±5.0%</td> <td>±5.0%</td> <td>±3.0%</td> <td>±3.0%</td> <td>±3.0%</td> <td>±2.0%</td> <td>±2.0%</td> <td>±2.0%</td> </tr> <tr> <td>SETUP, RISE, HOLD UP TIME</td> <td colspan="9">500ms, 20ms, 50ms/230VAC 500ms, 20ms, 15ms/115VAC at full load</td> </tr> </table>									SAFETY MODEL NO.	GS25A05	GS25A07	GS25A09	GS25A12	GS25A15	GS25A18	GS25A24	GS25A28	GS25A48	DC VOLTAGE Note.2	5V	7.5V	9V	12V	15V	18V	24V	28V	48V	RATED CURRENT	4.0A	2.93A	2.77A	2.08A	1.66A	1.38A	1.04A	0.89A	0.52A	CURRENT RANGE	0 ~ 4.0A	0 ~ 2.93A	0 ~ 2.77A	0 ~ 2.08A	0 ~ 1.66A	0 ~ 1.38A	0 ~ 1.04A	0 ~ 0.89A	0 ~ 0.52A	RATED POWER (max.)	20W	22W	25W	25W	25W	25W	25W	25W	25W	RIPPLE & NOISE (max.) Note.3	50mVp-p	80mVp-p	80mVp-p	80mVp-p	100mVp-p	150mVp-p	180mVp-p	240mVp-p	240mVp-p	VOLTAGE TOLERANCE Note.4	±5.0%	±5.0%	±5.0%	±3.0%	±3.0%	±3.0%	±2.0%	±2.0%	±2.0%	LINE REGULATION Note.5	±1.0%	±1.0%	±1.0%	±1.0%	±1.0%	±1.0%	±1.0%	±1.0%	±1.0%	LOAD REGULATION Note.6	±5.0%	±5.0%	±5.0%	±3.0%	±3.0%	±3.0%	±2.0%	±2.0%	±2.0%	SETUP, RISE, HOLD UP TIME	500ms, 20ms, 50ms/230VAC 500ms, 20ms, 15ms/115VAC at full load								
SAFETY MODEL NO.	GS25A05	GS25A07	GS25A09	GS25A12	GS25A15	GS25A18	GS25A24	GS25A28	GS25A48																																																																																																				
DC VOLTAGE Note.2	5V	7.5V	9V	12V	15V	18V	24V	28V	48V																																																																																																				
RATED CURRENT	4.0A	2.93A	2.77A	2.08A	1.66A	1.38A	1.04A	0.89A	0.52A																																																																																																				
CURRENT RANGE	0 ~ 4.0A	0 ~ 2.93A	0 ~ 2.77A	0 ~ 2.08A	0 ~ 1.66A	0 ~ 1.38A	0 ~ 1.04A	0 ~ 0.89A	0 ~ 0.52A																																																																																																				
RATED POWER (max.)	20W	22W	25W	25W	25W	25W	25W	25W	25W																																																																																																				
RIPPLE & NOISE (max.) Note.3	50mVp-p	80mVp-p	80mVp-p	80mVp-p	100mVp-p	150mVp-p	180mVp-p	240mVp-p	240mVp-p																																																																																																				
VOLTAGE TOLERANCE Note.4	±5.0%	±5.0%	±5.0%	±3.0%	±3.0%	±3.0%	±2.0%	±2.0%	±2.0%																																																																																																				
LINE REGULATION Note.5	±1.0%	±1.0%	±1.0%	±1.0%	±1.0%	±1.0%	±1.0%	±1.0%	±1.0%																																																																																																				
LOAD REGULATION Note.6	±5.0%	±5.0%	±5.0%	±3.0%	±3.0%	±3.0%	±2.0%	±2.0%	±2.0%																																																																																																				
SETUP, RISE, HOLD UP TIME	500ms, 20ms, 50ms/230VAC 500ms, 20ms, 15ms/115VAC at full load																																																																																																												
INPUT	<table border="1"> <tr> <td>VOLTAGE RANGE</td> <td colspan="9">90 ~ 264VAC 135 ~ 370VDC</td> </tr> <tr> <td>FREQUENCY RANGE</td> <td colspan="9">47 ~ 63Hz</td> </tr> <tr> <td>EFFICIENCY (Typ.)</td> <td>78.5%</td> <td>81.5%</td> <td>82.5%</td> <td>84.5%</td> <td>84.5%</td> <td>84.5%</td> <td>85.5%</td> <td>85.5%</td> <td>87%</td> </tr> <tr> <td>AC CURRENT</td> <td colspan="9">0.7A / 100VAC</td> </tr> <tr> <td>INRUSH CURRENT (max.)</td> <td colspan="9">45A / 230VAC</td> </tr> <tr> <td>LEAKAGE CURRENT(max.)</td> <td colspan="9">0.75mA / 240VAC</td> </tr> </table>									VOLTAGE RANGE	90 ~ 264VAC 135 ~ 370VDC									FREQUENCY RANGE	47 ~ 63Hz									EFFICIENCY (Typ.)	78.5%	81.5%	82.5%	84.5%	84.5%	84.5%	85.5%	85.5%	87%	AC CURRENT	0.7A / 100VAC									INRUSH CURRENT (max.)	45A / 230VAC									LEAKAGE CURRENT(max.)	0.75mA / 240VAC																																																
VOLTAGE RANGE	90 ~ 264VAC 135 ~ 370VDC																																																																																																												
FREQUENCY RANGE	47 ~ 63Hz																																																																																																												
EFFICIENCY (Typ.)	78.5%	81.5%	82.5%	84.5%	84.5%	84.5%	85.5%	85.5%	87%																																																																																																				
AC CURRENT	0.7A / 100VAC																																																																																																												
INRUSH CURRENT (max.)	45A / 230VAC																																																																																																												
LEAKAGE CURRENT(max.)	0.75mA / 240VAC																																																																																																												
PROTECTION	<table border="1"> <tr> <td>OVERLOAD</td> <td colspan="9">110 ~ 150% rated output power Protection type : Hiccup mode, recovers automatically after fault condition is removed</td> </tr> <tr> <td>OVER VOLTAGE</td> <td colspan="9">105 ~ 135% rated output voltage Protection type : Clamp by zener diode</td> </tr> </table>									OVERLOAD	110 ~ 150% rated output power Protection type : Hiccup mode, recovers automatically after fault condition is removed									OVER VOLTAGE	105 ~ 135% rated output voltage Protection type : Clamp by zener diode																																																																																								
OVERLOAD	110 ~ 150% rated output power Protection type : Hiccup mode, recovers automatically after fault condition is removed																																																																																																												
OVER VOLTAGE	105 ~ 135% rated output voltage Protection type : Clamp by zener diode																																																																																																												
ENVIRONMENT	<table border="1"> <tr> <td>WORKING TEMP.</td> <td colspan="9">0 ~ +50°C (Refer to "Derating Curve")</td> </tr> <tr> <td>WORKING HUMIDITY</td> <td colspan="9">20% ~ 90% RH non-condensing</td> </tr> <tr> <td>STORAGE TEMP., HUMIDITY</td> <td colspan="9">-20 ~ +85°C, 10 ~ 95% RH</td> </tr> <tr> <td>TEMP. COEFFICIENT</td> <td colspan="9">±0.03% / °C (0~40°C)</td> </tr> <tr> <td>VIBRATION</td> <td colspan="9">10 ~ 500Hz, 2G 10min./1cycle, period for 60min. each along X, Y, Z axes</td> </tr> </table>									WORKING TEMP.	0 ~ +50°C (Refer to "Derating Curve")									WORKING HUMIDITY	20% ~ 90% RH non-condensing									STORAGE TEMP., HUMIDITY	-20 ~ +85°C, 10 ~ 95% RH									TEMP. COEFFICIENT	±0.03% / °C (0~40°C)									VIBRATION	10 ~ 500Hz, 2G 10min./1cycle, period for 60min. each along X, Y, Z axes																																																										
WORKING TEMP.	0 ~ +50°C (Refer to "Derating Curve")																																																																																																												
WORKING HUMIDITY	20% ~ 90% RH non-condensing																																																																																																												
STORAGE TEMP., HUMIDITY	-20 ~ +85°C, 10 ~ 95% RH																																																																																																												
TEMP. COEFFICIENT	±0.03% / °C (0~40°C)																																																																																																												
VIBRATION	10 ~ 500Hz, 2G 10min./1cycle, period for 60min. each along X, Y, Z axes																																																																																																												
SAFETY & EMC (Note. 7)	<table border="1"> <tr> <td>SAFETY STANDARDS</td> <td colspan="9">UL60950-1, CSA C22.2, TUV EN60950-1, BSMI CNS14336, CCC GB4943, PSE J60950-1(5~28V only) approved</td> </tr> <tr> <td>WITHSTAND VOLTAGE</td> <td colspan="9">I/P-O/P:4242VDC, I/P-FG:2121VDC</td> </tr> <tr> <td>ISOLATION RESISTANCE</td> <td colspan="9">I/P-O/P, I/P-FG:100M Ohms / 500VDC / 25°C / 70% RH</td> </tr> <tr> <td>EMC EMISSION</td> <td colspan="9">Compliance to EN55022 class B, EN61000-3-2,3, FCC PART 15 / CISPR22 class B, CNS13438 class B, GB9254, GB17625.1</td> </tr> <tr> <td>EMC IMMUNITY</td> <td colspan="9">Compliance to EN61000-4-2,3,4,5,6,8,11, light industry level, criteria A</td> </tr> </table>									SAFETY STANDARDS	UL60950-1, CSA C22.2, TUV EN60950-1, BSMI CNS14336, CCC GB4943, PSE J60950-1(5~28V only) approved									WITHSTAND VOLTAGE	I/P-O/P:4242VDC, I/P-FG:2121VDC									ISOLATION RESISTANCE	I/P-O/P, I/P-FG:100M Ohms / 500VDC / 25°C / 70% RH									EMC EMISSION	Compliance to EN55022 class B, EN61000-3-2,3, FCC PART 15 / CISPR22 class B, CNS13438 class B, GB9254, GB17625.1									EMC IMMUNITY	Compliance to EN61000-4-2,3,4,5,6,8,11, light industry level, criteria A																																																										
SAFETY STANDARDS	UL60950-1, CSA C22.2, TUV EN60950-1, BSMI CNS14336, CCC GB4943, PSE J60950-1(5~28V only) approved																																																																																																												
WITHSTAND VOLTAGE	I/P-O/P:4242VDC, I/P-FG:2121VDC																																																																																																												
ISOLATION RESISTANCE	I/P-O/P, I/P-FG:100M Ohms / 500VDC / 25°C / 70% RH																																																																																																												
EMC EMISSION	Compliance to EN55022 class B, EN61000-3-2,3, FCC PART 15 / CISPR22 class B, CNS13438 class B, GB9254, GB17625.1																																																																																																												
EMC IMMUNITY	Compliance to EN61000-4-2,3,4,5,6,8,11, light industry level, criteria A																																																																																																												
OTHERS	<table border="1"> <tr> <td>MTBF</td> <td colspan="9">500Khrs min. MIL-HDBK-217F(25°C)</td> </tr> <tr> <td>DIMENSION</td> <td colspan="9">93*54*36mm (L*W*H)</td> </tr> <tr> <td>PACKING</td> <td colspan="9">230g ; 60pcs / 15kg / CARTON</td> </tr> </table>									MTBF	500Khrs min. MIL-HDBK-217F(25°C)									DIMENSION	93*54*36mm (L*W*H)									PACKING	230g ; 60pcs / 15kg / CARTON																																																																														
MTBF	500Khrs min. MIL-HDBK-217F(25°C)																																																																																																												
DIMENSION	93*54*36mm (L*W*H)																																																																																																												
PACKING	230g ; 60pcs / 15kg / CARTON																																																																																																												
CONNECTOR	<table border="1"> <tr> <td>PLUG</td> <td colspan="9">See page 2 ; Other type available by customer requested</td> </tr> <tr> <td>CABLE</td> <td colspan="9">See page 2 ; Other type available by customer requested</td> </tr> </table>									PLUG	See page 2 ; Other type available by customer requested									CABLE	See page 2 ; Other type available by customer requested																																																																																								
PLUG	See page 2 ; Other type available by customer requested																																																																																																												
CABLE	See page 2 ; Other type available by customer requested																																																																																																												
NOTE	<p>1.All parameters are specified at 230VAC input, rated load, 25°C 70% RH ambient. 2.DC voltage: The output voltage set at point measure by plug terminal & 50% load. 3.Ripple & noise are measured at 20MHz by using a 12" twisted pair terminated with a 0.1uf & 47uf capacitor. 4.Tolerance: includes set up tolerance, line regulation, load regulation. 5.Line regulation is measured from low line to high line at rated load. 6.Load regulation is measured from 20% to 100% rated load. 7.The power supply is considered as an independent unit, but the final equipment still need to re-confirm that the whole system complies with the EMC directives. For guidance on how to perform these EMC tests, please refer to "EMI testing of component power supplies." (as available on http://www.meanwell.com)</p>																																																																																																												

File Name:GS25A-SPEC 2015-05-20

Specifications are subject to change without notice. It is responsibility of each customer to thoroughly test each product and part number under their unique parameters and environments to ensure a product will work properly and reliably.


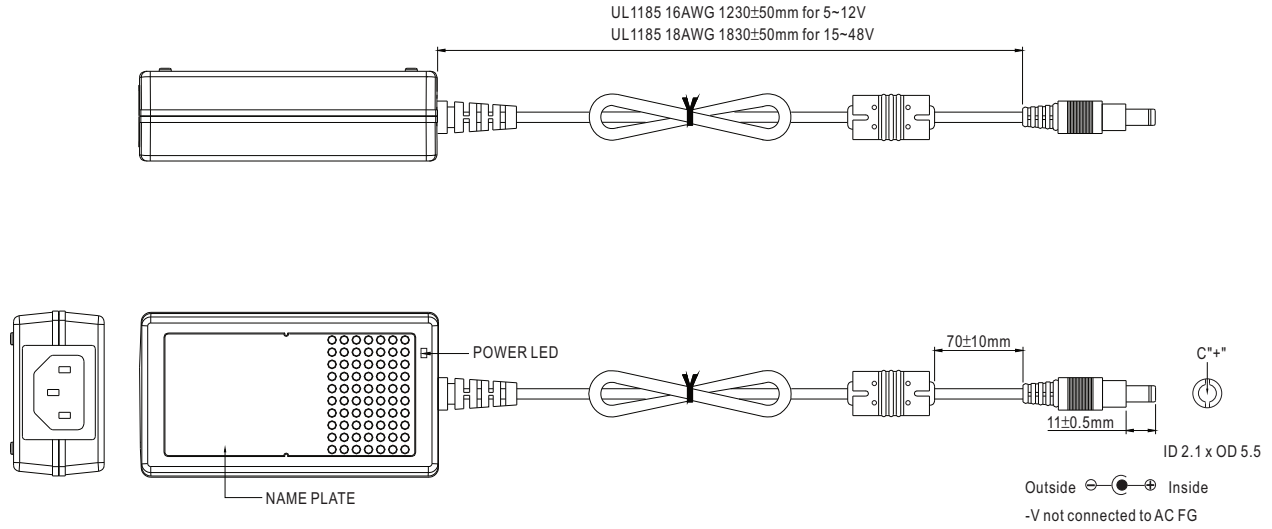
Click below for more details, to buy on-line or request volume pricing:

<http://power.sager.com/mean-well-GS25A-power-supply.html>

(866) 588-1750
power@sager.com
<http://power.sager.com>

Mechanical Specification

Unit:mm

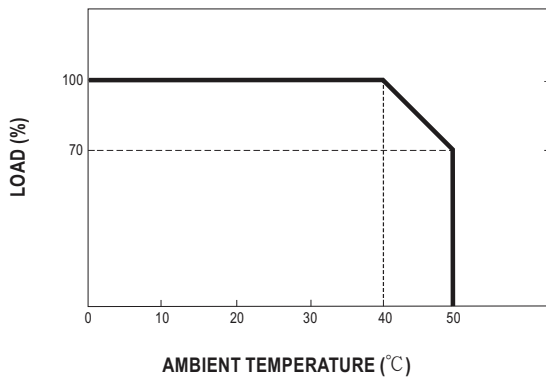


Plug Assignment

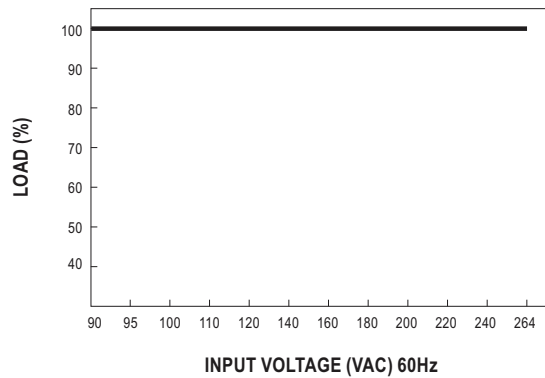
Standard plug: P1J

P1J	
P/N	OUTPUT
CENTER	+

Derating Curve



Static Characteristics



File Name:GS25A-SPEC 2015-05-20

Specifications are subject to change without notice. It is responsibility of each customer to thoroughly test each product and part number under their unique parameters and environments to ensure a product will work properly and reliably.

Click below for more details, to buy on-line or request volume pricing:
<http://power.sager.com/mean-well-GS25A-power-supply.html>

(866) 588-1750
power@sager.com
<http://power.sager.com>