




CFM80S SERIES

80W WATT OPEN FRAME AC-DC MODULES

Features

- * Universal Input Range 90~264VAC
- * Continuous Short Circuit Protection
- * Efficiency to 90% Typical
- * Meets EN55022 Class B and CISPR/FCC Class B
- * Meets EN61000-3-2 Class A
- * No load Power Consumption < 0.5W
- * 2" x 4" Size



| MODEL | OUTPUT VOLTAGE | OUTPUT CURRENT | RIPPLE & NOISE NOTE 2 | VOLTAGE ACCURACY NOTE 1 | VOLTAGE ADJ. RANGE | LINE REGULATION NOTE 3 | LOAD REGULATION NOTE 4 | %EFF. (Typ.) NOTE 5 |
|-----------|----------------|----------------|--------------------------|----------------------------|--------------------|---------------------------|---------------------------|---------------------------|
| CFM80S050 | 5 V | 12 A | 1% | ±1% | 4.75~5.25 V | ±0.5% | ±1% | 86% |
| CFM80S120 | 12 V | 6.7 A | 1% | ±1% | 11.4~12.6 V | ±0.5% | ±1% | 89% |
| CFM80S150 | 15 V | 5.36 A | 1% | ±1% | 14.25~15.75 V | ±0.5% | ±1% | 90% |
| CFM80S240 | 24 V | 3.35 A | 1% | ±1% | 22.8~25.2 V | ±0.5% | ±1% | 90% |
| CFM80S480 | 48 V | 1.67 A | 1% | ±1% | 45.6~50.4 V | ±0.5% | ±1% | 90% |

Specifications are subject to change without notice.

Specifications

CFM80S Series Derating Curve

INPUT SPECIFICATIONS:

Voltage 90~264Vac
 Frequency 47 to 63Hz
 Inrush Current Cold start @25°C 100A max. @240Vac
 Input Current 100Vac/1.5A max., 240Vac/0.8A max.
 Leakage Current 3.5mA max.

OUTPUT SPECIFICATIONS:

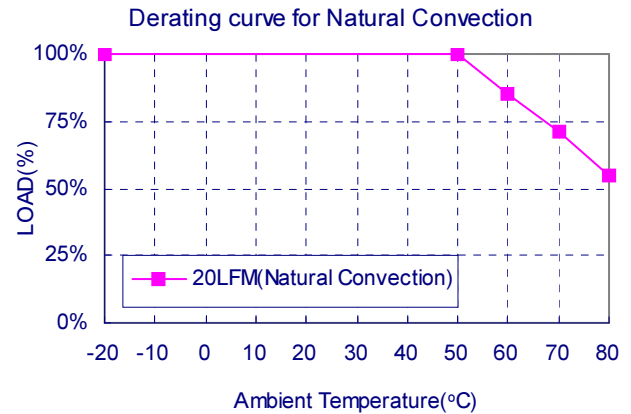
Holdup Time 12mS typ. @115Vac
 Short Circuit Protection Hiccup Mode (Auto Recover)
 Over Voltage Protection TVS Component to Clamp
 Temperature Coefficient ±0.05%/°C

GENERAL SPECIFICATIONS:

Isolation Input to output = 4,242VDC
 Operating Temperature -20 ~ 80°C (see derating curve)
 Storage Temperature -20°C~85°C
 Humidity 93% RH max. Non-Condensing
 Cooling Natural Convection
 Switching Frequency 100KHz Typical
 Dimensions 4.000x2.000x1.07 inches (101.6x50.8x27.1 mm)
 Weight 155g

SAFETY AND EMC:

Emission and Immunity EN55022 CLASS B, FCC Part 15 Class B
 EN61000-6-3, EN61000-3-2, EN61000-3-3
 EN55024, EN61204-3, EN61000-6-1
 Safety IEC60950-1, EN60950-1, UL60950-1

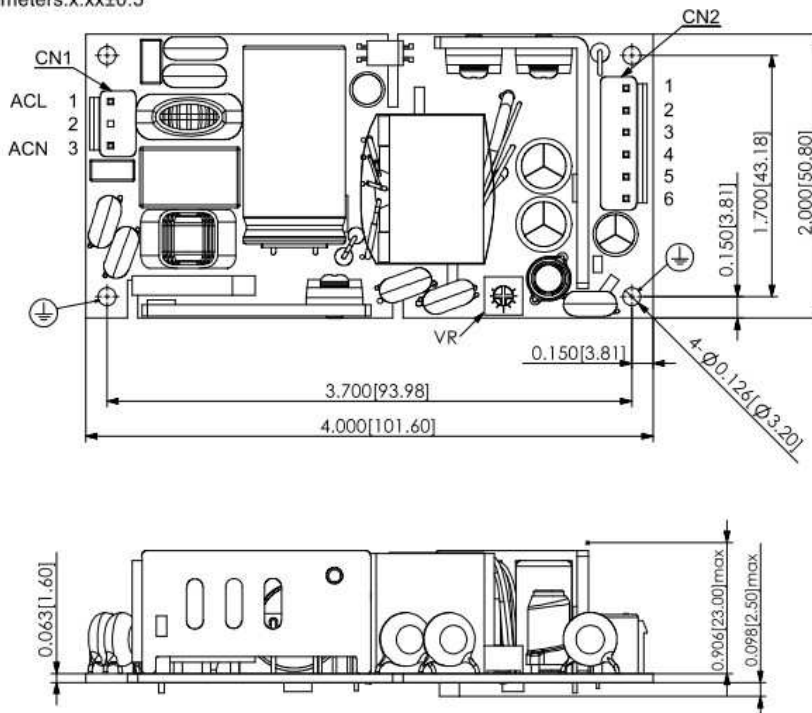


NOTE:

1. Voltage accuracy is set at full load.
2. Add a 0.1uF ceramic capacitor and a 10uF E.L. capacitor to output for Ripple & Noise measurement @20MHz BW.
3. Line regulation is measured from high line to low line with full load.
4. Load regulation is measured from 10% to 100% full load.
5. Typical efficiency at 230 VAC and full load at 25°C.
6. Standard input and output connectors (CN1 and CN2) wafer with TAIWAN KING PIN TERMINAL PVHI series and mate with JST housing VHR series and JST SVH-21/41T-P1.1 series crimp terminal or equivalent.

CFM80S Series

All Dimensions in Inches[mm]
 Tolerance Inches:x.xxx±0.02
 Millimeters:x.xx±0.5



CN1:

| PIN CONNECTION | |
|----------------|------------|
| Pin | Function |
| 1 | Line |
| 2 | Not Fitted |
| 3 | Neutral |

CN2:

| PIN CONNECTION | |
|----------------|----------|
| Pin | Function |
| 1 | Vout(+) |
| 2 | Vout(+) |
| 3 | Vout(+) |
| 4 | Vout(-) |
| 5 | Vout(-) |
| 6 | Vout(-) |