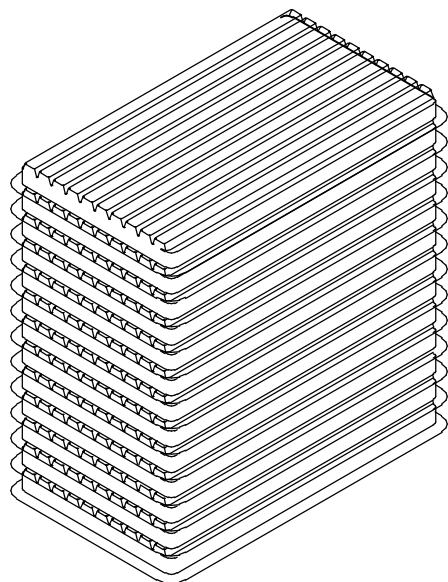




THIS DRAWING IS UNPUBLISHED. RELEASED FOR PUBLICATION OCT , 2003.

© COPYRIGHT 2003 BY TYCO ELECTRONICS CORPORATION. ALL RIGHTS RESERVED.

LOC	DIST	REVISIONS			
P	LTR	DESCRIPTION	DATE	DWN	APVD
	B	SEE SHEET 1	-	-	-



NOTES:

1. DIMENSION:

TRAY: L=310, W=220, H=23

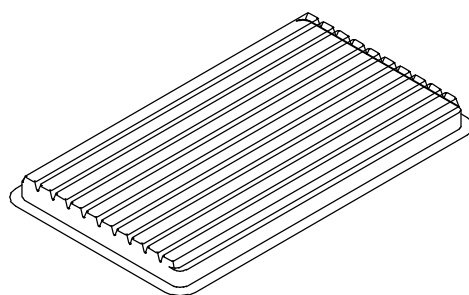
SHIPPING BOX: L=335, W=230, H=320

2. QUANTITY:

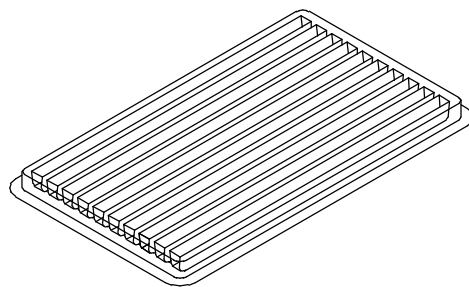
50 PCS/TRAY

13 TRAY/SHIPPING BOX

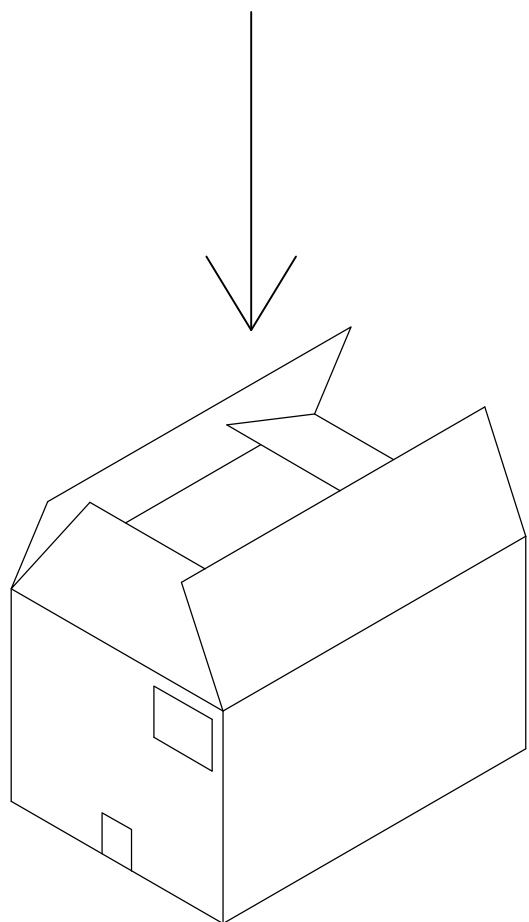

COVER



TRAY



Tray Layout



THIS DRAWING IS A CONTROLLED DOCUMENT.		DWN J. SANDWELL 15SEP2003	<b>tyco</b> Tyco Electronics Corporation													
DIMENSIONS: MM		CHK S. EBBUTT 15SEP2003	Stanmore, Middlesex, HA7 4RS													
TOLERANCES UNLESS OTHERWISE SPECIFIED:		APVD F. WHEELER-KING 15SEP2003	NAME 25 WAY D-SUB PLUG WITH BOARD LOCK													
<table border="1"> <tr><td>0 PLC</td><td>± -</td></tr> <tr><td>1 PLC</td><td>± -</td></tr> <tr><td>2 PLC</td><td>± -</td></tr> <tr><td>3 PLC</td><td>± -</td></tr> <tr><td>4 PLC</td><td>± -</td></tr> <tr><td>ANGLES</td><td>± -</td></tr> </table>		0 PLC	± -	1 PLC	± -	2 PLC	± -	3 PLC	± -	4 PLC	± -	ANGLES	± -	PRODUCT SPEC -	-	
0 PLC	± -															
1 PLC	± -															
2 PLC	± -															
3 PLC	± -															
4 PLC	± -															
ANGLES	± -															
MATERIAL SEE NOTE		FINISH -	APPLICATION SPEC -	RESTRICTED TO -												
		WEIGHT -	SIZE A3	CAGE CODE 00779												
		DRAWING NO C-1634582		RESTRICTED TO -												
		CUSTOMER DRAWING		SCALE NTS												
		SHEET 2 OF 2		REV B												