

4

3

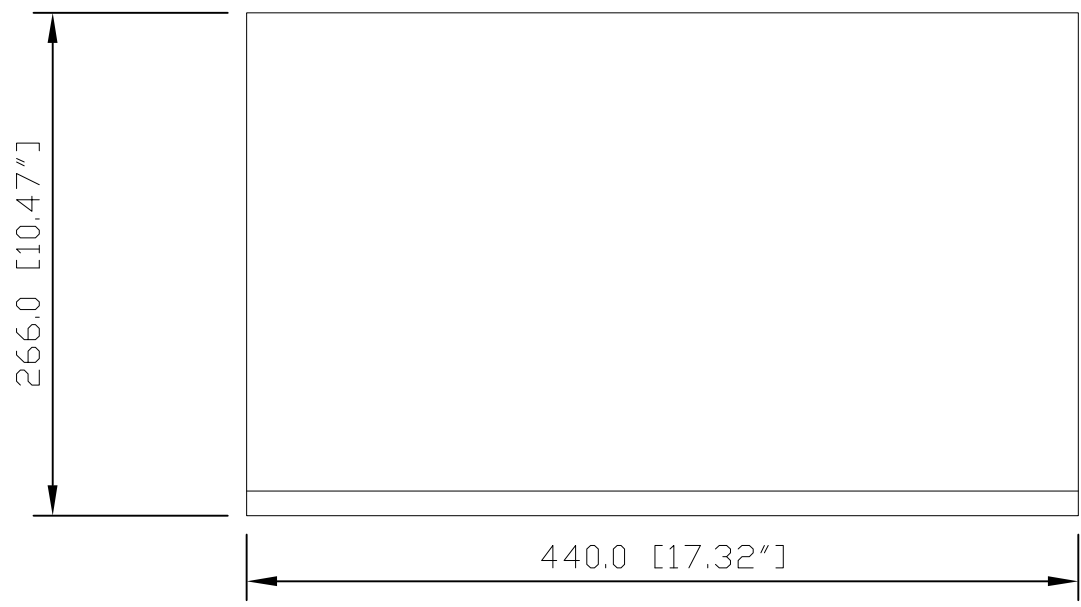
2

1

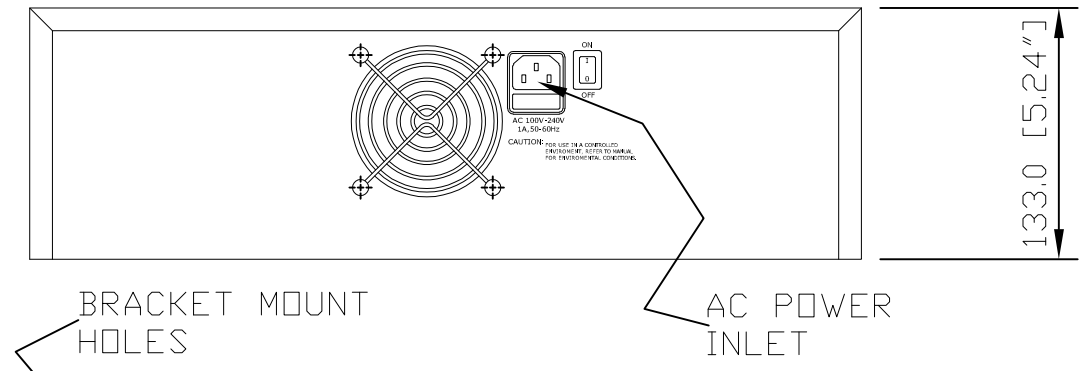
THIS DRAWING IS UNPUBLISHED. RELEASED FOR PUBLICATION
 © COPYRIGHT 2008 BY AMP INCORPORATED. ALL RIGHTS RESERVED.

LOC	DIST	REVISIONS					
		P	LTR	DESCRIPTION	DATE	DWN	APVD
E	B		A	ORIGINAL	13-03-03	L.T.	A.G.
			B	ECR-06-018429	22-08-06	P.S	A.G.
			C	ECR-08-009677	23-APR-08	J.D	A.G.

COVER VIEW



REAR VIEW



BRACKET MOUNT HOLES

BRACKET MOUNT HOLES

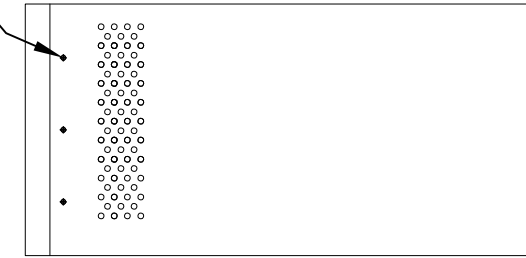
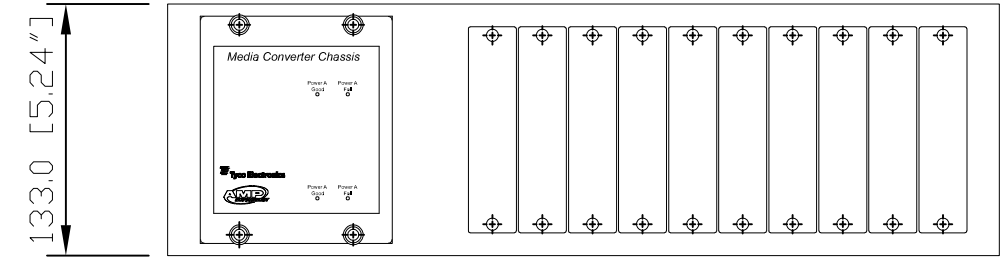
AC POWER INLET

D

D

C

SIDE VIEW



SIDE VIEW

B

B



SERIAL NUMBER AND CE LABEL

WEEE LABEL

BASE VIEW

ITEM	QUANTITY
CHASSIS	1
MOUNTING BRACKET	2
MOUNTING SCREW	8
RUBBER FOOT	4
POWER CORD	1 *
DOCUMENTATION	1

* POWER CORD IS NOT SUPPLIED WITH PART NUMBER 0-1591032-0

STANDARD PAINT FINISH: BLACK POWDER COAT

PART ISSUE	PART NUMBER	COUNTRY
C	0-1591032-0	--
C	0-1591032-1	US
C	0-1591032-2	EU
C	0-1591032-3	SW
C	0-1591032-5	DK
C	0-1591032-6	AU
C	0-1591032-7	UK
C	0-1591032-8	IN

POWER CORD

THIS DRAWING IS A CONTROLLED DOCUMENT FOR AMP INCORPORATED. IT IS SUBJECT TO CHANGE AND THE CONTROLLING ENGINEERING ORGANIZATION SHOULD BE CONTACTED FOR THE LATEST REVISION.		DWN J Dyer 23APR08	Tyco Electronics UK Ltd Bodelwyddan, Denbighshire, LL18 5TZ UK
DIMENSIONS: mm		CHK P.Bickley	
TOLERANCES UNLESS OTHERWISE SPECIFIED:		APVD A.Gibbons	NAME 19" RACKMOUNT CHASSIS SYSTEM
0 PLC ± -		PRODUCT SPEC -	SIZE A3
1 PLC ± 0.1"		APPLICATION SPEC -	CAGE CODE
2 PLC ± 0.01"		WEIGHT -	DRAWING NO C=1591032
3 PLC ± 0.001"		CUSTOMER DRAWING	SCALE NTS
4 PLC ± 0.0001"			SHEET 1 OF 1
ANGLES ± -			REV C
FINISH -			