

# SpectraEDGE SDES, SDEC ranges



SpectraEDGE

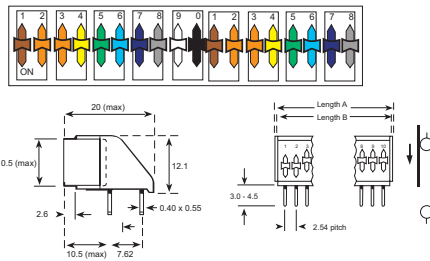


This is the switch for 'through panel' mounting, where the user is expected to set the codes, or in live card access applications.

- Fully enclosed SDES series is on 0.300" mounting centres.
- Allows for through panel mounting from the edge of the PCB
- 1µm hard gold plated wiping contact gives high reliability in low level circuits.
- Base and tape sealed for flow soldering and solvent/aqueous washing.
- If you have a volume requirement for a product variant not shown on this sheet, please contact us.

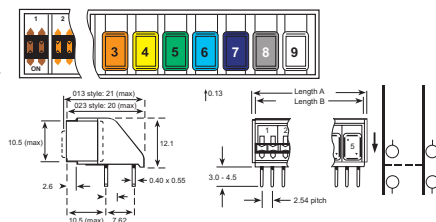
## SpectraEDGE ON/OFF s.p.s.t. SDES 013 & 23 series

Number of s.p.d.t.	Part Nos SDES-plus suffix	Length 'A' mm max	Length 'B' mm max
2	2-023	7.5	6.7
4	4-023	12.6	11.8
6	6-023	17.6	16.8
8	8-023	22.7	21.9
10	10-023	27.8	27.0
12	12-023	32.9	32.1
14	14-023	38.0	37.2
16	16-023	43.0	42.2



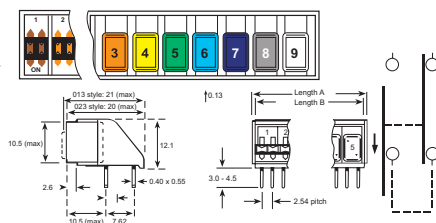
## SpectraEDGE ON/OFF d.p.s.t. SDES-G 013 & 023 series

Number of d.p.d.t.	Part Nos SDES-plus suffix	Length 'A' mm max	Length 'B' mm max
1	1G2-023	7.5	6.7
2	2G2-023	12.6	11.8
4	4G2-023	22.7	21.9
6	6G2-023	32.9	32.1



## SpectraEDGE GANGEOVER s.p.d.t. SDEC 013 & 023 series

Number of s.p.d.t.	Part Nos SDEC-plus suffix	Length 'A' mm max	Length 'B' mm max
1	1-023	7.5	6.7
2	2-023	12.6	11.8
4	4-023	22.7	21.9



## Principal Electrical and Performance Data

at 20°C 70% R.H.

**Contact Ratings:** Non Switching: 100Vac, 5A  
Switching: 1µV to 100V, 1µA to 1A up to 10VA.

**Initial Contact Resistance:** (at 10mV, 10mA max.)  
Typical: 10mΩ . Max. 20mΩ .

**Insulation Resistance:** (at 500Vdc min.) 10,000MΩ .

**Life:** For the first 1000 closures the standard deviation of the change in resistance from the mean is usually less than 1mΩ . Mechanical wear out of the sliding actuator is usually observed after 10,000 operations.

**Dielectric Strength:** 1 minute: 500Vrms 50Hz.

**Capacitance Between Open Contacts:** < 1pf at 1KHz.  
Temperature: Operating range for continuous electrical use and manual operation is restricted to -55°C to +100°C for standard products.

**Humidity:** BS 2011 Test Ca: 56 days.

**Soldering:** solderability: < 2 seconds to wet at 235°C as per IEC 68 and BS 2011 Test T, solder bath method.

Resistance to soldering heat as per IEC 68 and BS 2011 10 seconds satisfactory at 260°C when mounted on 1.5mm PCB.

Please note: BS 2011 is now superseded by BS EN 60068.